

Prospectus

September 30, 2024



Share Class | Ticker

Automated | PTAXX
Service | PRCXX
Trust | PTTXX

R | PTRXX
Cash II | PCDXX

Wealth | PCOXX
Cash Series | PTSXX

Advisor | PCVXX
Capital | PCCXX

Federated Hermes Prime Cash Obligations Fund

A Portfolio of Federated Hermes Money Market Obligations Trust

A money market mutual fund seeking to provide current income consistent with stability of principal and liquidity by investing primarily in a portfolio of high-quality, dollar-denominated, fixed-income securities which: (1) are issued by banks and corporations in the U.S. and other countries and the U.S. government; and (2) mature in 397 days or less.

As with all mutual funds, the Securities and Exchange Commission (SEC) has not approved or disapproved these securities or passed upon the adequacy of this Prospectus. Any representation to the contrary is a criminal offense.

The Fund is a Retail Money Market Fund and is only available for investment to accounts beneficially owned by natural persons.

Not FDIC Insured • May Lose Value • No Bank Guarantee

CONTENTS

Fund Summary Information – Automated Shares 1

Fund Summary Information – Class R Shares 6

Fund Summary Information – Wealth Shares 11

Fund Summary Information – Advisor Shares 16

Fund Summary Information – Service Shares 21

Fund Summary Information – Cash II Shares 26

Fund Summary Information – Cash Series Shares 31

Fund Summary Information – Capital Shares 36

Fund Summary Information – Trust Shares 41

What are the Fund’s Investment Strategies? 46

What are the Fund’s Principal Investments? 47

What are the Specific Risks of Investing in the Fund? 49

What Do Shares Cost? 52

How is the Fund Sold? 53

Payments to Financial Intermediaries 54

How to Purchase Shares 55

How to Redeem and Exchange Shares 57

Security and Privacy Protection 62

Account and Share Information 62

Who Manages the Fund? 64

Financial Information 65

Appendix A: Hypothetical Investment and Expense Information 75

Fund Summary Information – Automated Shares

Federated Hermes Prime Cash Obligations Fund (the “Fund”)

RISK/RETURN SUMMARY: INVESTMENT OBJECTIVE

The Fund is a money market fund that seeks to maintain a stable net asset value (NAV) of \$1.00 per Share. The Fund’s investment objective is to provide current income consistent with stability of principal and liquidity. The investment objective may be changed by the Fund’s Board of Trustees without Shareholder approval.

RISK/RETURN SUMMARY: FEES AND EXPENSES

This table describes the fees and expenses that you may pay if you buy, hold and sell Automated Shares (AS) of the Fund. **You may pay other fees, such as brokerage commissions and other fees to financial intermediaries, which are not reflected in the tables and examples below.**

Shareholder Fees (fees paid directly from your investment)

	AS
Maximum Sales Charge (Load) Imposed on Purchases (as a percentage of offering price)	None
Maximum Deferred Sales Charge (Load) (as a percentage of original purchase price or redemption proceeds, as applicable)	None
Maximum Sales Charge (Load) Imposed on Reinvested Dividends (and other Distributions) (as a percentage of offering price)	None
Redemption Fee (as a percentage of amount redeemed, if applicable)	None
Exchange Fee	None

Annual Fund Operating Expenses (expenses that you pay each year as a percentage of the value of your investment)

	AS
Management Fee	0.15%
Distribution (12b-1) Fee	None
Other Expenses	0.38%
Total Annual Fund Operating Expenses	0.53%
Fee Waivers and/or Expense Reimbursements ¹	0.00%
Total Annual Fund Operating Expenses After Fee Waivers and/or Expense Reimbursements	0.53%

¹ The Adviser and certain of its affiliates on their own initiative have agreed to waive certain amounts of their respective fees and/or reimburse expenses. Effective October 1, 2024, total annual fund operating expenses (excluding interest expense, extraordinary expenses and proxy-related expenses, if any) paid by the Fund’s AS class (after the voluntary waivers and/or reimbursements) will not exceed 0.53% (the “Fee Limit”) up to but not including the later of (the “Termination Date”): (a) October 1, 2025; or (b) the date of the Fund’s next effective Prospectus. While the Adviser and its affiliates currently do not anticipate terminating or increasing these arrangements prior to the Termination Date, these arrangements may only be terminated or the Fee Limit increased prior to the Termination Date with the agreement of the Fund’s Board of Trustees.

Example

This Example is intended to help you compare the cost of investing in the Fund with the cost of investing in other mutual funds.

The Example assumes that you invest \$10,000 for the time periods indicated and then redeem or hold all of your Shares at the end of those periods. The Example also assumes that your investment has a 5% return each year and that operating expenses remain the same. The Example does not reflect sales charges (loads) on reinvested dividends. If these sales charges (loads) were included, your costs would be higher. Although your actual costs and returns may be higher or lower, based on these assumptions your costs would be:

1 Year	\$ 54
3 Years	\$170
5 Years	\$296
10 Years	\$665

RISK/RETURN SUMMARY: INVESTMENTS, RISKS AND PERFORMANCE

What are the Fund's Main Investment Strategies?

The Fund invests primarily in a portfolio of high-quality, dollar-denominated, fixed-income securities which: (1) are issued by banks and corporations in the U.S. and other countries and the U.S. government; and (2) mature in 397 days or less. The Fund's Adviser actively manages the Fund's portfolio, seeking to limit the credit risk taken by the Fund and to select investments with appropriate risk-adjusted returns.

Certain of the government securities in which the Fund invests are not backed by the full faith and credit of the U.S. government, such as those issued by the Federal Home Loan Mortgage Corporation ("Freddie Mac"), the Federal National Mortgage Association ("Fannie Mae") and the Federal Home Loan Bank System. These entities are, however, supported through federal subsidies, loans or other benefits. The Fund may also invest in government securities that are supported by the full faith and credit of the U.S. government, such as those issued by the Government National Mortgage Association ("Ginnie Mae"). The Fund may invest in government securities that are issued by entities whose activities are sponsored by the federal government, but that have no explicit financial support. As an efficient and cost-effective means of managing cash, the Fund may also invest in affiliated money market funds. These investments will be made pursuant to Rule 12d1-1 of the Investment Company Act of 1940, as amended ("1940 Act").

In pursuing its investment objective and implementing its investment strategies, the Fund will comply with Rule 2a-7 under the 1940 Act ("Rule 2a-7").

What are the Main Risks of Investing in the Fund?

Pursuant to Rule 2a-7 the Fund is designated as a "retail" money market fund and is permitted to use amortized cost to value its portfolio securities and to transact at a stable \$1.00 net asset value. As a retail money market fund, the Fund has adopted policies and procedures reasonably designed to limit investments in the Fund to accounts beneficially owned by natural persons.

All mutual funds take investment risks. Therefore, even though the Fund is a money market fund that seeks to maintain a stable NAV, it is possible to lose money by investing in the Fund. The primary factors that may negatively impact the Fund's ability to maintain a stable NAV, delay the payment of redemptions by the Fund, or reduce the Fund's daily dividends include:

- **Issuer Credit Risk.** It is possible that interest or principal on securities will not be paid when due. Money market funds try to minimize this risk by purchasing higher-quality securities.
- **Counterparty Credit Risk.** A party to a transaction involving the Fund may fail to meet its obligations. This could cause the Fund to lose money or to lose the benefit of the transaction or prevent the Fund from selling or buying other securities to implement its investment strategies.
- **Liquidity Fees Risk.** Pursuant to Rule 2a-7, the Fund may impose discretionary liquidity fees on redemptions subject to a determination by the Fund's Board, or its delegate, that such a liquidity fee is in the Fund's best interests. Such determination will be based on current market conditions and the Fund's particular circumstances, and it is expected that such fee would be imposed, if at all, during periods of extraordinary market stress. If the Fund's Board, including a majority of the Independent Trustees, or its delegate, determines that imposing a liquidity fee is in the Fund's best interests, the Fund will impose a discretionary liquidity fee not to exceed 2% of the value of the shares redeemed. The liquidity fee would be applied to all Fund redemptions and would remain in effect until the Fund's Board, or its delegate, determines that the fee is no longer in the Fund's best interests. If the Fund imposes a liquidity fee, depending on how the redemption order is communicated, the proceeds delivered may be for an amount that is less than the original redemption.

- **Interest Rate Risk.** Prices of fixed-income securities generally fall when interest rates rise. Recent and potential future changes in monetary policy made by central banks and/or their governments are likely to affect the level of interest rates. Very low or negative interest rates magnify interest rate risk. During periods when interest rates are low or there are negative interest rates, the Fund's yield (and total return) also is likely to be lower or the Fund may be unable to maintain a positive return, or yield, or a stable NAV.
- **Liquidity Risk.** Liquidity risk is the risk that the Fund will experience significant net redemptions of Fund Shares at a time when it cannot find willing buyers for its portfolio securities or can only sell its portfolio securities at a material loss.
- **Concentration Risk.** Because the Fund concentrates its investments in one industry by investing more than 25% of its total assets in the financial services industry, its performance depends in large part on the performance of that industry. As a result, the value of an investment may fluctuate more widely since it is more susceptible to market, economic, political, regulatory, and other conditions and risks affecting that industry than a fund that invests more broadly across industries and sectors.
- **Call Risk.** The Fund's performance may be adversely affected by the possibility that an issuer of a security held by the Fund may redeem the security prior to maturity at a price below or above its current market value.
- **Credit Enhancement Risk.** The securities in which the Fund invests may be subject to credit enhancement (for example, guarantees, letters of credit or bond insurance). If the credit quality of the credit enhancement provider (for example, a bank or bond insurer) is downgraded, a security credit enhanced by such credit enhancement provider also may be downgraded. Having multiple securities credit enhanced by the same enhancement provider will increase the adverse effects on the Fund that are likely to result from a downgrading of, or a default by, such an enhancement provider. Adverse developments in the banking or bond insurance industries also may negatively affect the Fund, as the Fund may invest in securities credit enhanced by banks or by bond insurers without limit.
- **Risk of Foreign Investing.** Because the Fund invests in securities issued by foreign companies, the Fund may be more affected by foreign economic and political conditions, taxation policies and accounting and auditing standards than would otherwise be the case.
- **Prepayment and Extension Risk.** The Fund may invest in asset-backed and mortgage-backed securities, which may be subject to prepayment risk. If interest rates fall, and unscheduled prepayments on such securities accelerate, the Fund will be required to reinvest the proceeds at the lower interest rates then available. Also, when interest rates fall, the price of mortgage-backed securities may not rise to as great an extent as that of other fixed-income securities. When interest rates rise, homeowners are less likely to prepay their mortgages. A decreased rate of prepayments lengthens the expected maturity of a mortgage-backed security, and the price of mortgage-backed securities may decrease more than the price of other fixed-income securities when interest rates rise.
- **Risk Associated with Investing Share Purchase Proceeds.** On days during which there are net purchases of Fund Shares, the Fund must invest the proceeds at prevailing market yields or hold cash. If the Fund holds cash, or if the yield of the securities purchased is less than that of the securities already in the portfolio, the Fund's yield will likely decrease. Conversely, net purchases on days on which short-term yields rise will likely cause the Fund's yield to increase. In the event of significant changes in short-term yields or significant net purchases, the Fund retains the discretion to close to new investments. However, the Fund is not required to close, and no assurance can be given that this will be done in any given circumstance.
- **Risk Associated with use of Amortized Cost.** In the unlikely event that the Fund's Board of Trustees ("Board") were to determine, pursuant to Rule 2a-7, that the extent of the deviation between the Fund's amortized cost per Share and its market-based NAV per Share may result in material dilution or other unfair results to shareholders, the Board will cause the Fund to take such action as it deems appropriate to eliminate or reduce to the extent practicable such dilution or unfair results.
- **Additional Factors Affecting Yield.** There is no guarantee that the Fund will provide a certain level of income or that any such income will exceed the rate of inflation. Further, the Fund's yield will vary. Periods of very low or negative interest rates impact, in a negative way, the Fund's ability to maintain a positive return, or yield, or pay dividends to Fund shareholders.
- **Risk Related to the Economy.** The value of the Fund's portfolio may decline in tandem with a drop in the overall value of the markets in which the Fund invests and/or other markets. Economic, political and financial conditions, industry or economic trends and developments or public health risks, such as epidemics or pandemics, may, from time to time, and for varying periods of time, cause the Fund to experience volatility, illiquidity, shareholder redemptions, or other potentially adverse effects.

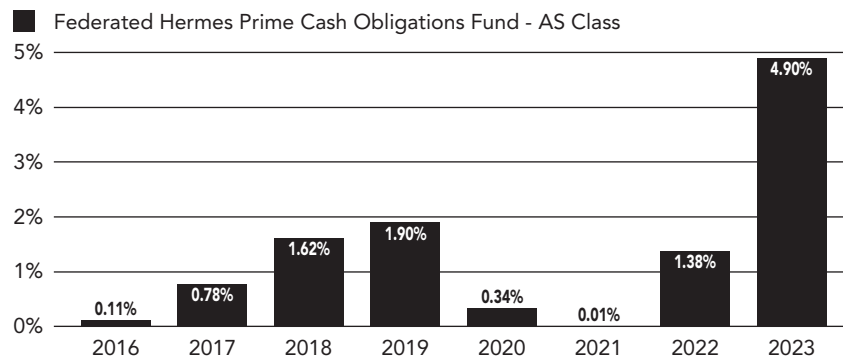
■ **Technology Risk.** The Adviser uses various technologies in managing the Fund, consistent with its investment objective(s) and strategy described in this Prospectus. For example, proprietary and third-party data and systems are utilized to support decision making for the Fund. Data imprecision, software or other technology malfunctions, programming inaccuracies and similar circumstances may impair the performance of these systems, which may negatively affect Fund performance.

You could lose money by investing in the Fund. Although the Fund seeks to preserve the value of your investment at \$1.00 per share, it cannot guarantee it will do so. The Fund may impose a fee upon the sale of your shares. An investment in the Fund is not a bank account and is not insured or guaranteed by the Federal Deposit Insurance Corporation or any other government agency. The Fund’s sponsor is not required to reimburse the Fund for losses, and you should not expect that the sponsor will provide financial support to the Fund at any time, including during periods of market stress.

PERFORMANCE: BAR CHART AND TABLE

Risk/Return Bar Chart

The bar chart and performance table below reflect historical performance data for the Fund and are intended to help you analyze the Fund’s investment risks in light of its historical returns. The bar chart shows the variability of the Fund’s AS Shares total returns on a calendar year-by-year basis. The Average Annual Total Return Table shows returns *averaged* over the stated periods. *The Fund’s performance will fluctuate, and past performance (before and after taxes) is not necessarily an indication of future results.* Updated performance information for the Fund is available under the “Products” section at FederatedHermes.com/us or by calling 1-800-341-7400.



The Fund’s AS class total return for the six-month period from January 1, 2024 to June 30, 2024, was 2.56%.

Within the periods shown in the bar chart, the Fund’s AS class highest quarterly return was 1.30% (quarter ended December 31, 2023). Its lowest quarterly return was 0.00% (quarter ended March 31, 2022).

Average Annual Total Return Table

The following table represents the Fund’s AS class Average Annual Total Returns for the calendar period ended December 31, 2023.

Share Class	1 Year	5 Years	Since Inception
AS:	4.90%	1.69%	1.28%
Inception Date:	06/02/2015		

The Fund’s AS Class 7-Day Net Yield as of December 31, 2023, was 5.16%. You may go to FederatedHermes.com/us or call the Fund at 1-800-341-7400 for the current 7-Day Net Yield.

FUND MANAGEMENT

The Fund's Investment Adviser is Federated Investment Management Company.

PURCHASE AND SALE OF FUND SHARES

The minimum initial investment amount for the Fund's AS Class is generally \$25,000 and there is no minimum subsequent investment amount. The minimum initial and subsequent investment amounts for individual retirement accounts are generally \$250 and \$100, respectively. There is no minimum initial or subsequent investment amount required for employer-sponsored retirement plans; however, such accounts remain subject to the Fund's policy on "Accounts with Low Balances" as discussed later in this Prospectus. Certain types of accounts are eligible for lower minimum investments. The minimum investment amount for Systematic Investment Programs is \$50.

Financial intermediaries may impose higher or lower minimum investment requirements on their customers than those imposed by the Fund. If an intermediary's aggregate account (omnibus account) meets the Fund's investment minimum requirements, there is no minimum requirement for the underlying sub-accounts. Keep in mind that financial intermediaries may charge you fees for their services in connection with your Share transactions.

You may purchase, redeem or exchange Shares of the Fund on any day the New York Stock Exchange (NYSE) is open. Shares may be purchased through a financial intermediary or directly from the Fund, by wire or by check. Please note that certain purchase restrictions may apply. Redeem or exchange Shares through a financial intermediary or directly from the Fund by telephone at 1-800-341-7400 or by mail.

The Fund operates as a retail money market fund. Accordingly, only accounts beneficially owned by natural persons ("Eligible Accounts") may be invested in the Fund. Accounts that are not Eligible Accounts are not permitted to invest in the Fund and will be redeemed in accordance with policies and procedures adopted by the Fund's Board.

Neither the Fund nor the Adviser will be responsible for any loss of income in an investor's account or tax liability resulting from an involuntary redemption.

TAX INFORMATION

The Fund's distributions are taxable as ordinary income or capital gains except when your investment is through a 401(k) plan, an Individual Retirement Account or other tax-advantaged investment plan.

PAYMENTS TO BROKER-DEALERS AND OTHER FINANCIAL INTERMEDIARIES

If you purchase the Fund through a broker-dealer or other financial intermediary (such as a bank), the Fund and/or its related companies may pay the intermediary for the sale of Fund Shares and related services. These payments may create a conflict of interest by influencing the broker-dealer or other intermediary and your salesperson to recommend the Fund over another investment. Ask your salesperson or visit your financial intermediary's website for more information.

Fund Summary Information – Class R Shares

Federated Hermes Prime Cash Obligations Fund (the “Fund”)

RISK/RETURN SUMMARY: INVESTMENT OBJECTIVE

The Fund is a money market fund that seeks to maintain a stable net asset value (NAV) of \$1.00 per Share. The Fund’s investment objective is to provide current income consistent with stability of principal and liquidity. The investment objective may be changed by the Fund’s Board of Trustees without Shareholder approval.

RISK/RETURN SUMMARY: FEES AND EXPENSES

This table describes the fees and expenses that you may pay if you buy, hold and sell Class R Shares (R) of the Fund. **You may pay other fees, such as brokerage commissions and other fees to financial intermediaries, which are not reflected in the tables and examples below.**

Shareholder Fees (fees paid directly from your investment)

	R
Maximum Sales Charge (Load) Imposed on Purchases (as a percentage of offering price)	None
Maximum Deferred Sales Charge (Load) (as a percentage of original purchase price or redemption proceeds, as applicable)	None
Maximum Sales Charge (Load) Imposed on Reinvested Dividends (and other Distributions) (as a percentage of offering price)	None
Redemption Fee (as a percentage of amount redeemed, if applicable)	None
Exchange Fee	None

Annual Fund Operating Expenses (expenses that you pay each year as a percentage of the value of your investment)

	R
Management Fee	0.15%
Distribution (12b-1) Fee	0.50%
Other Expenses	0.57%
Total Annual Fund Operating Expenses	1.22%
Fee Waivers and/or Expense Reimbursements ¹	(0.07)%
Total Annual Fund Operating Expenses After Fee Waivers and/or Expense Reimbursements	1.15%

¹ The Adviser and certain of its affiliates on their own initiative have agreed to waive certain amounts of their respective fees and/or reimburse expenses. Total annual fund operating expenses (excluding interest expense, extraordinary expenses and proxy-related expenses, if any) paid by the Fund’s R class (after the voluntary waivers and/or reimbursements) will not exceed 1.15% (the “Fee Limit”) up to but not including the later of (the “Termination Date”): (a) October 1, 2025; or (b) the date of the Fund’s next effective Prospectus. While the Adviser and its affiliates currently do not anticipate terminating or increasing these arrangements prior to the Termination Date, these arrangements may only be terminated or the Fee Limit increased prior to the Termination Date with the agreement of the Trustees.

Example

This Example is intended to help you compare the cost of investing in the Fund with the cost of investing in other mutual funds.

The Example assumes that you invest \$10,000 for the time periods indicated and then redeem or hold all of your Shares at the end of those periods. The Example also assumes that your investment has a 5% return each year and that operating expenses remain the same. The Example does not reflect sales charges (loads) on reinvested dividends. If these sales charges (loads) were included, your costs would be higher. Although your actual costs and returns may be higher or lower, based on these assumptions your costs would be:

1 Year	\$ 124
3 Years	\$ 387
5 Years	\$ 670
10 Years	\$1,477

RISK/RETURN SUMMARY: INVESTMENTS, RISKS AND PERFORMANCE

What are the Fund's Main Investment Strategies?

The Fund invests primarily in a portfolio of high-quality, dollar-denominated, fixed-income securities which: (1) are issued by banks and corporations in the U.S. and other countries and the U.S. government; and (2) mature in 397 days or less. The Fund's Adviser actively manages the Fund's portfolio, seeking to limit the credit risk taken by the Fund and to select investments with appropriate risk-adjusted returns.

Certain of the government securities in which the Fund invests are not backed by the full faith and credit of the U.S. government, such as those issued by the Federal Home Loan Mortgage Corporation ("Freddie Mac"), the Federal National Mortgage Association ("Fannie Mae") and the Federal Home Loan Bank System. These entities are, however, supported through federal subsidies, loans or other benefits. The Fund may also invest in government securities that are supported by the full faith and credit of the U.S. government, such as those issued by the Government National Mortgage Association ("Ginnie Mae"). The Fund may invest in government securities that are issued by entities whose activities are sponsored by the federal government, but that have no explicit financial support. As an efficient and cost-effective means of managing cash, the Fund may also invest in affiliated money market funds. These investments will be made pursuant to Rule 12d1-1 of the Investment Company Act of 1940, as amended ("1940 Act").

In pursuing its investment objective and implementing its investment strategies, the Fund will comply with Rule 2a-7 under the 1940 Act ("Rule 2a-7").

What are the Main Risks of Investing in the Fund?

Pursuant to Rule 2a-7 the Fund is designated as a "retail" money market fund and is permitted to use amortized cost to value its portfolio securities and to transact at a stable \$1.00 net asset value. As a retail money market fund, the Fund has adopted policies and procedures reasonably designed to limit investments in the Fund to accounts beneficially owned by natural persons.

All mutual funds take investment risks. Therefore, even though the Fund is a money market fund that seeks to maintain a stable NAV, it is possible to lose money by investing in the Fund. The primary factors that may negatively impact the Fund's ability to maintain a stable NAV, delay the payment of redemptions by the Fund, or reduce the Fund's daily dividends include:

- **Issuer Credit Risk.** It is possible that interest or principal on securities will not be paid when due. Money market funds try to minimize this risk by purchasing higher-quality securities.
- **Counterparty Credit Risk.** A party to a transaction involving the Fund may fail to meet its obligations. This could cause the Fund to lose money or to lose the benefit of the transaction or prevent the Fund from selling or buying other securities to implement its investment strategies.
- **Liquidity Fees Risk.** Pursuant to Rule 2a-7, the Fund may impose discretionary liquidity fees on redemptions subject to a determination by the Fund's Board, or its delegate, that such a liquidity fee is in the Fund's best interests. Such determination will be based on current market conditions and the Fund's particular circumstances, and it is expected that such fee would be imposed, if at all, during periods of extraordinary market stress. If the Fund's Board, including a majority of the Independent Trustees, or its delegate, determines that imposing a liquidity fee is in the Fund's best interests, the Fund will impose a discretionary liquidity fee not to exceed 2% of the value of the shares redeemed. The liquidity fee would be applied to all Fund redemptions and would remain in effect until the Fund's Board, or its delegate, determines that the fee is no longer in the Fund's best interests. If the Fund imposes a liquidity fee, depending on how the redemption order is communicated, the proceeds delivered may be for an amount that is less than the original redemption.
- **Interest Rate Risk.** Prices of fixed-income securities generally fall when interest rates rise. Recent and potential future changes in monetary policy made by central banks and/or their governments are likely to affect the level of interest rates. Very low or negative interest rates magnify interest rate risk. During periods when interest rates are low or there are negative interest rates, the Fund's yield (and total return) also is likely to be lower or the Fund may be unable to maintain a positive return, or yield, or a stable NAV.
- **Liquidity Risk.** Liquidity risk is the risk that the Fund will experience significant net redemptions of Fund Shares at a time when it cannot find willing buyers for its portfolio securities or can only sell its portfolio securities at a material loss.
- **Concentration Risk.** Because the Fund concentrates its investments in one industry by investing more than 25% of its total assets in the financial services industry, its performance depends in large part on the performance of that industry. As a result, the value of an investment may fluctuate more widely since it is more susceptible to market, economic, political, regulatory, and other conditions and risks affecting that industry than a fund that invests more broadly across industries and sectors.


- **Call Risk.** The Fund's performance may be adversely affected by the possibility that an issuer of a security held by the Fund may redeem the security prior to maturity at a price below or above its current market value.
- **Credit Enhancement Risk.** The securities in which the Fund invests may be subject to credit enhancement (for example, guarantees, letters of credit or bond insurance). If the credit quality of the credit enhancement provider (for example, a bank or bond insurer) is downgraded, a security credit enhanced by such credit enhancement provider also may be downgraded. Having multiple securities credit enhanced by the same enhancement provider will increase the adverse effects on the Fund that are likely to result from a downgrading of, or a default by, such an enhancement provider. Adverse developments in the banking or bond insurance industries also may negatively affect the Fund, as the Fund may invest in securities credit enhanced by banks or by bond insurers without limit.
- **Risk of Foreign Investing.** Because the Fund invests in securities issued by foreign companies, the Fund may be more affected by foreign economic and political conditions, taxation policies and accounting and auditing standards than would otherwise be the case.
- **Prepayment and Extension Risk.** The Fund may invest in asset-backed and mortgage-backed securities, which may be subject to prepayment risk. If interest rates fall, and unscheduled prepayments on such securities accelerate, the Fund will be required to reinvest the proceeds at the lower interest rates then available. Also, when interest rates fall, the price of mortgage-backed securities may not rise to as great an extent as that of other fixed-income securities. When interest rates rise, homeowners are less likely to prepay their mortgages. A decreased rate of prepayments lengthens the expected maturity of a mortgage-backed security, and the price of mortgage-backed securities may decrease more than the price of other fixed-income securities when interest rates rise.
- **Risk Associated with Investing Share Purchase Proceeds.** On days during which there are net purchases of Fund Shares, the Fund must invest the proceeds at prevailing market yields or hold cash. If the Fund holds cash, or if the yield of the securities purchased is less than that of the securities already in the portfolio, the Fund's yield will likely decrease. Conversely, net purchases on days on which short-term yields rise will likely cause the Fund's yield to increase. In the event of significant changes in short-term yields or significant net purchases, the Fund retains the discretion to close to new investments. However, the Fund is not required to close, and no assurance can be given that this will be done in any given circumstance.
- **Risk Associated with use of Amortized Cost.** In the unlikely event that the Fund's Board of Trustees ("Board") were to determine, pursuant to Rule 2a-7, that the extent of the deviation between the Fund's amortized cost per Share and its market-based NAV per Share may result in material dilution or other unfair results to shareholders, the Board will cause the Fund to take such action as it deems appropriate to eliminate or reduce to the extent practicable such dilution or unfair results.
- **Additional Factors Affecting Yield.** There is no guarantee that the Fund will provide a certain level of income or that any such income will exceed the rate of inflation. Further, the Fund's yield will vary. Periods of very low or negative interest rates impact, in a negative way, the Fund's ability to maintain a positive return, or yield, or pay dividends to Fund shareholders.
- **Risk Related to the Economy.** The value of the Fund's portfolio may decline in tandem with a drop in the overall value of the markets in which the Fund invests and/or other markets. Economic, political and financial conditions, industry or economic trends and developments or public health risks, such as epidemics or pandemics, may, from time to time, and for varying periods of time, cause the Fund to experience volatility, illiquidity, shareholder redemptions, or other potentially adverse effects.
- **Technology Risk.** The Adviser uses various technologies in managing the Fund, consistent with its investment objective(s) and strategy described in this Prospectus. For example, proprietary and third-party data and systems are utilized to support decision making for the Fund. Data imprecision, software or other technology malfunctions, programming inaccuracies and similar circumstances may impair the performance of these systems, which may negatively affect Fund performance.

You could lose money by investing in the Fund. Although the Fund seeks to preserve the value of your investment at \$1.00 per share, it cannot guarantee it will do so. The Fund may impose a fee upon the sale of your shares. An investment in the Fund is not a bank account and is not insured or guaranteed by the Federal Deposit Insurance Corporation or any other government agency. The Fund's sponsor is not required to reimburse the Fund for losses, and you should not expect that the sponsor will provide financial support to the Fund at any time, including during periods of market stress.

PERFORMANCE: BAR CHART AND TABLE

Risk/Return Bar Chart

The bar chart and performance table below reflect historical performance data for the Fund and are intended to help you analyze the Fund’s investment risks in light of its historical returns. The bar chart shows the variability of the Fund’s R Shares total returns on a calendar year-by-year basis. The Average Annual Total Return Table shows returns *averaged* over the stated periods. *The Fund’s performance will fluctuate, and past performance (before and after taxes) is not necessarily an indication of future results.* Updated performance information for the Fund is available under the “Products” section at [FederatedHermes.com/us](https://www.federatedhermes.com/us) or by calling 1-800-341-7400.



The Fund’s R class total return for the six-month period from January 1, 2024 to June 30, 2024, was 2.23%.

Within the periods shown in the bar chart, the Fund’s R class highest quarterly return was 1.14% (quarter ended December 31, 2023). Its lowest quarterly return was 0.00% (quarter ended March 31, 2022).

Average Annual Total Return Table

The following table represents the Fund’s R class Average Annual Total Returns for the calendar period ended December 31, 2023.

Share Class	1 Year	5 Years	Since Inception
R:	4.24%	1.33%	0.91%
Inception Date:	06/02/2015		

The Fund’s R class 7-Day Net Yield as of December 31, 2023, was 4.54%. You may go to [FederatedHermes.com/us](https://www.federatedhermes.com/us) or call the Fund at 1-800-341-7400 for the current 7-Day Net Yield.

FUND MANAGEMENT

The Fund's Investment Adviser is Federated Investment Management Company.

PURCHASE AND SALE OF FUND SHARES

The minimum initial and subsequent investment amounts for Individual Retirement Account rollovers into the Fund's R class are generally \$250 and \$100, respectively. There is no minimum initial or subsequent investment amount required for employer-sponsored retirement plans; however, such accounts remain subject to the Fund's policy on "Accounts with Low Balances" as discussed later in this Prospectus. Certain types of accounts are eligible for lower minimum investments. The minimum investment amount for Systematic Investment Programs is \$50.

Financial intermediaries may impose higher or lower minimum investment requirements on their customers than those imposed by the Fund. If an intermediary's aggregate account (omnibus account) meets the Fund's investment minimum requirements, there is no minimum requirement for the underlying sub-accounts. Keep in mind that financial intermediaries may charge you fees for their services in connection with your Share transactions.

You may purchase, redeem or exchange Shares of the Fund on any day the New York Stock Exchange (NYSE) is open. Shares may be purchased through a financial intermediary or directly from the Fund, by wire or by check. Please note that certain purchase restrictions may apply. Redeem or exchange Shares through a financial intermediary or directly from the Fund by telephone at 1-800-341-7400 or by mail.

The Fund operates as a retail money market fund. Accordingly, only accounts beneficially owned by natural persons ("Eligible Accounts") may be invested in the Fund. Accounts that are not Eligible Accounts are not permitted to invest in the Fund and will be redeemed in accordance with policies and procedures adopted by the Fund's Board.

Neither the Fund nor the Adviser will be responsible for any loss of income in an investor's account or tax liability resulting from an involuntary redemption.

TAX INFORMATION

The Fund's distributions are taxable as ordinary income or capital gains except when your investment is through a 401(k) plan, an Individual Retirement Account or other tax-advantaged investment plan.

PAYMENTS TO BROKER-DEALERS AND OTHER FINANCIAL INTERMEDIARIES

If you purchase the Fund through a broker-dealer or other financial intermediary (such as a bank), the Fund and/or its related companies may pay the intermediary for the sale of Fund Shares and related services. These payments may create a conflict of interest by influencing the broker-dealer or other intermediary and your salesperson to recommend the Fund over another investment. Ask your salesperson or visit your financial intermediary's website for more information.

Fund Summary Information – Wealth Shares

Federated Hermes Prime Cash Obligations Fund (the “Fund”)

RISK/RETURN SUMMARY: INVESTMENT OBJECTIVE

The Fund is a money market fund that seeks to maintain a stable net asset value (NAV) of \$1.00 per Share. The Fund’s investment objective is to provide current income consistent with stability of principal and liquidity. The investment objective may be changed by the Fund’s Board of Trustees without Shareholder approval.

RISK/RETURN SUMMARY: FEES AND EXPENSES

This table describes the fees and expenses that you may pay if you buy, hold and sell Wealth Shares (WS) of the Fund. **You may pay other fees, such as brokerage commissions and other fees to financial intermediaries, which are not reflected in the tables and examples below.**

Shareholder Fees (fees paid directly from your investment)

	WS
Maximum Sales Charge (Load) Imposed on Purchases (as a percentage of offering price)	None
Maximum Deferred Sales Charge (Load) (as a percentage of original purchase price or redemption proceeds, as applicable)	None
Maximum Sales Charge (Load) Imposed on Reinvested Dividends (and other Distributions) (as a percentage of offering price)	None
Redemption Fee (as a percentage of amount redeemed, if applicable)	None
Exchange Fee	None

Annual Fund Operating Expenses (expenses that you pay each year as a percentage of the value of your investment)

	WS
Management Fee	0.15%
Distribution (12b-1) Fee	None
Other Expenses	0.09% ¹
Total Annual Fund Operating Expenses	0.24%
Fee Waivers and/or Expense Reimbursements ²	(0.04)%
Total Annual Fund Operating Expenses After Fee Waivers and/or Expense Reimbursements	0.20%

1 The Fund may incur and pay certain service fees (shareholder services/account administration fees) on its WS class of up to a maximum of 0.25%. No such fees are currently incurred and paid by the WS class of the Fund. The WS class of the Fund will not incur and pay such fees until such time as approved by the Fund’s Board of Trustees (the “Trustees”).

2 The Adviser and certain of its affiliates on their own initiative have agreed to waive certain amounts of their respective fees and/or reimburse expenses. Total annual fund operating expenses (excluding interest expense, extraordinary expenses and proxy-related expenses, if any) paid by the Fund’s WS class (after the voluntary waivers and/or reimbursements) will not exceed 0.20% (the “Fee Limit”) up to but not including the later of (the “Termination Date”): (a) October 1, 2025; or (b) the date of the Fund’s next effective Prospectus. While the Adviser and its affiliates currently do not anticipate terminating or increasing these arrangements prior to the Termination Date, these arrangements may only be terminated or the Fee Limit increased prior to the Termination Date with the agreement of the Trustees.

Example

This Example is intended to help you compare the cost of investing in the Fund with the cost of investing in other mutual funds.

The Example assumes that you invest \$10,000 for the time periods indicated and then redeem or hold all of your Shares at the end of those periods. The Example also assumes that your investment has a 5% return each year and that operating expenses remain the same. The Example does not reflect sales charges (loads) on reinvested dividends. If these sales charges (loads) were included, your costs would be higher. Although your actual costs and returns may be higher or lower, based on these assumptions your costs would be:

1 Year	\$ 25
3 Years	\$ 77
5 Years	\$135
10 Years	\$306

RISK/RETURN SUMMARY: INVESTMENTS, RISKS AND PERFORMANCE

What are the Fund's Main Investment Strategies?

The Fund invests primarily in a portfolio of high-quality, dollar-denominated, fixed-income securities which: (1) are issued by banks and corporations in the U.S. and other countries and the U.S. government; and (2) mature in 397 days or less. The Fund's Adviser actively manages the Fund's portfolio, seeking to limit the credit risk taken by the Fund and to select investments with appropriate risk-adjusted returns.

Certain of the government securities in which the Fund invests are not backed by the full faith and credit of the U.S. government, such as those issued by the Federal Home Loan Mortgage Corporation ("Freddie Mac"), the Federal National Mortgage Association ("Fannie Mae") and the Federal Home Loan Bank System. These entities are, however, supported through federal subsidies, loans or other benefits. The Fund may also invest in government securities that are supported by the full faith and credit of the U.S. government, such as those issued by the Government National Mortgage Association ("Ginnie Mae"). The Fund may invest in government securities that are issued by entities whose activities are sponsored by the federal government, but that have no explicit financial support. As an efficient and cost-effective means of managing cash, the Fund may also invest in affiliated money market funds. These investments will be made pursuant to Rule 12d1-1 of the Investment Company Act of 1940, as amended ("1940 Act").

In pursuing its investment objective and implementing its investment strategies, the Fund will comply with Rule 2a-7 under the 1940 Act ("Rule 2a-7").

What are the Main Risks of Investing in the Fund?

Pursuant to Rule 2a-7 the Fund is designated as a "retail" money market fund and is permitted to use amortized cost to value its portfolio securities and to transact at a stable \$1.00 net asset value. As a retail money market fund, the Fund has adopted policies and procedures reasonably designed to limit investments in the Fund to accounts beneficially owned by natural persons.

All mutual funds take investment risks. Therefore, even though the Fund is a money market fund that seeks to maintain a stable NAV, it is possible to lose money by investing in the Fund. The primary factors that may negatively impact the Fund's ability to maintain a stable NAV, delay the payment of redemptions by the Fund, or reduce the Fund's daily dividends include:

- **Issuer Credit Risk.** It is possible that interest or principal on securities will not be paid when due. Money market funds try to minimize this risk by purchasing higher-quality securities.
- **Counterparty Credit Risk.** A party to a transaction involving the Fund may fail to meet its obligations. This could cause the Fund to lose money or to lose the benefit of the transaction or prevent the Fund from selling or buying other securities to implement its investment strategies.
- **Liquidity Fees Risk.** Pursuant to Rule 2a-7, the Fund may impose discretionary liquidity fees on redemptions subject to a determination by the Fund's Board, or its delegate, that such a liquidity fee is in the Fund's best interests. Such determination will be based on current market conditions and the Fund's particular circumstances, and it is expected that such fee would be imposed, if at all, during periods of extraordinary market stress. If the Fund's Board, including a majority of the Independent Trustees, or its delegate, determines that imposing a liquidity fee is in the Fund's best interests, the Fund will impose a discretionary liquidity fee not to exceed 2% of the value of the shares redeemed. The liquidity fee would be applied to all Fund redemptions and would remain in effect until the Fund's Board, or its delegate, determines that the fee is no longer in the Fund's best interests. If the Fund imposes a liquidity fee, depending on how the redemption order is communicated, the proceeds delivered may be for an amount that is less than the original redemption.
- **Interest Rate Risk.** Prices of fixed-income securities generally fall when interest rates rise. Recent and potential future changes in monetary policy made by central banks and/or their governments are likely to affect the level of interest rates. Very low or negative interest rates magnify interest rate risk. During periods when interest rates are low or there are negative interest rates, the Fund's yield (and total return) also is likely to be lower or the Fund may be unable to maintain a positive return, or yield, or a stable NAV.
- **Liquidity Risk.** Liquidity risk is the risk that the Fund will experience significant net redemptions of Fund Shares at a time when it cannot find willing buyers for its portfolio securities or can only sell its portfolio securities at a material loss.
- **Concentration Risk.** Because the Fund concentrates its investments in one industry by investing more than 25% of its total assets in the financial services industry, its performance depends in large part on the performance of that industry. As a result, the value of an investment may fluctuate more widely since it is more susceptible to market, economic, political, regulatory, and other conditions and risks affecting that industry than a fund that invests more broadly across industries and sectors.

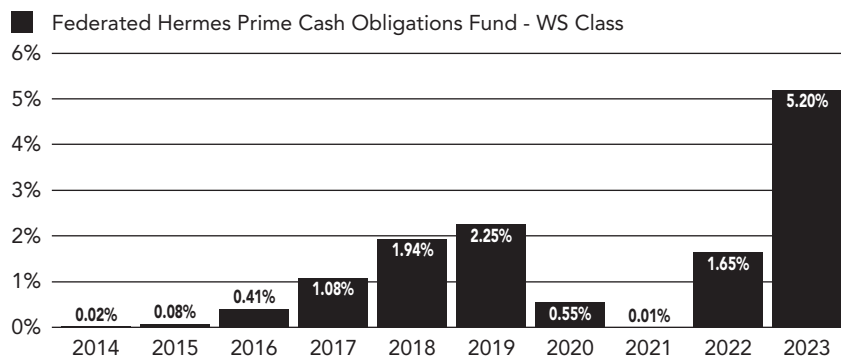
- **Call Risk.** The Fund's performance may be adversely affected by the possibility that an issuer of a security held by the Fund may redeem the security prior to maturity at a price below or above its current market value.
- **Credit Enhancement Risk.** The securities in which the Fund invests may be subject to credit enhancement (for example, guarantees, letters of credit or bond insurance). If the credit quality of the credit enhancement provider (for example, a bank or bond insurer) is downgraded, a security credit enhanced by such credit enhancement provider also may be downgraded. Having multiple securities credit enhanced by the same enhancement provider will increase the adverse effects on the Fund that are likely to result from a downgrading of, or a default by, such an enhancement provider. Adverse developments in the banking or bond insurance industries also may negatively affect the Fund, as the Fund may invest in securities credit enhanced by banks or by bond insurers without limit.
- **Risk of Foreign Investing.** Because the Fund invests in securities issued by foreign companies, the Fund may be more affected by foreign economic and political conditions, taxation policies and accounting and auditing standards than would otherwise be the case.
- **Prepayment and Extension Risk.** The Fund may invest in asset-backed and mortgage-backed securities, which may be subject to prepayment risk. If interest rates fall, and unscheduled prepayments on such securities accelerate, the Fund will be required to reinvest the proceeds at the lower interest rates then available. Also, when interest rates fall, the price of mortgage-backed securities may not rise to as great an extent as that of other fixed-income securities. When interest rates rise, homeowners are less likely to prepay their mortgages. A decreased rate of prepayments lengthens the expected maturity of a mortgage-backed security, and the price of mortgage-backed securities may decrease more than the price of other fixed-income securities when interest rates rise.
- **Risk Associated with Investing Share Purchase Proceeds.** On days during which there are net purchases of Fund Shares, the Fund must invest the proceeds at prevailing market yields or hold cash. If the Fund holds cash, or if the yield of the securities purchased is less than that of the securities already in the portfolio, the Fund's yield will likely decrease. Conversely, net purchases on days on which short-term yields rise will likely cause the Fund's yield to increase. In the event of significant changes in short-term yields or significant net purchases, the Fund retains the discretion to close to new investments. However, the Fund is not required to close, and no assurance can be given that this will be done in any given circumstance.
- **Risk Associated with use of Amortized Cost.** In the unlikely event that the Fund's Board of Trustees ("Board") were to determine, pursuant to Rule 2a-7, that the extent of the deviation between the Fund's amortized cost per Share and its market-based NAV per Share may result in material dilution or other unfair results to shareholders, the Board will cause the Fund to take such action as it deems appropriate to eliminate or reduce to the extent practicable such dilution or unfair results.
- **Additional Factors Affecting Yield.** There is no guarantee that the Fund will provide a certain level of income or that any such income will exceed the rate of inflation. Further, the Fund's yield will vary. Periods of very low or negative interest rates impact, in a negative way, the Fund's ability to maintain a positive return, or yield, or pay dividends to Fund shareholders.
- **Risk Related to the Economy.** The value of the Fund's portfolio may decline in tandem with a drop in the overall value of the markets in which the Fund invests and/or other markets. Economic, political and financial conditions, industry or economic trends and developments or public health risks, such as epidemics or pandemics, may, from time to time, and for varying periods of time, cause the Fund to experience volatility, illiquidity, shareholder redemptions, or other potentially adverse effects.
- **Technology Risk.** The Adviser uses various technologies in managing the Fund, consistent with its investment objective(s) and strategy described in this Prospectus. For example, proprietary and third-party data and systems are utilized to support decision making for the Fund. Data imprecision, software or other technology malfunctions, programming inaccuracies and similar circumstances may impair the performance of these systems, which may negatively affect Fund performance.

You could lose money by investing in the Fund. Although the Fund seeks to preserve the value of your investment at \$1.00 per share, it cannot guarantee it will do so. The Fund may impose a fee upon the sale of your shares. An investment in the Fund is not a bank account and is not insured or guaranteed by the Federal Deposit Insurance Corporation or any other government agency. The Fund's sponsor is not required to reimburse the Fund for losses, and you should not expect that the sponsor will provide financial support to the Fund at any time, including during periods of market stress.

PERFORMANCE: BAR CHART AND TABLE

Risk/Return Bar Chart

The bar chart and performance table shown below reflect historical performance data for the Fund and are intended to help you analyze the Fund’s investment risks in light of its historical returns. The bar chart shows the variability of the Fund’s WS class total returns on a calendar year-by-year basis. The Average Annual Total Return Table shows returns averaged over the stated periods. *The Fund’s performance will fluctuate, and past performance (before and after taxes) is not necessarily an indication of future results.* Updated performance information for the Fund is available under the “Products” section at [FederatedHermes.com/us](https://www.federatedhermes.com/us) or by calling 1-800-341-7400.



The Fund’s WS class total return for the six-month period from January 1, 2024 to June 30, 2024, was 2.70%.

Within the periods shown in the bar chart, the Fund’s WS class highest quarterly return was 1.37% (quarter ended December 31, 2023). Its lowest quarterly return was 0.00% (quarter ended December 31, 2021).

Average Annual Total Return Table

The following table represents the Fund’s WS class Average Annual Total Returns for the calendar period ended December 31, 2023.

Share Class	1 Year	5 Years	10 Years
WS:	5.20%	1.91%	1.31%

The Fund’s WS class 7-Day Net Yield as of December 31, 2023, was 5.44%. You may go to [FederatedHermes.com/us](https://www.federatedhermes.com/us) or call the Fund at 1-800-341-7400 for the current 7-Day Net Yield.

FUND MANAGEMENT

The Fund's Investment Adviser is Federated Investment Management Company.

PURCHASE AND SALE OF FUND SHARES

The minimum initial investment amount for the Fund's WS class is generally \$500,000 and there is no minimum subsequent investment amount. There is no minimum initial or subsequent investment amount required for employer-sponsored retirement plans; however, such accounts remain subject to the Fund's policy on "Accounts with Low Balances" as discussed later in this Prospectus. Certain types of accounts are eligible for lower minimum investments. The minimum investment amount for Systematic Investment Programs is \$50.

Financial intermediaries may impose higher or lower minimum investment requirements on their customers than those imposed by the Fund. If an intermediary's aggregate account (omnibus account) meets the Fund's investment minimum requirements, there is no minimum requirement for the underlying sub-accounts. Keep in mind that financial intermediaries may charge you fees for their services in connection with your Share transactions.

You may purchase, redeem or exchange Shares of the Fund on any day the New York Stock Exchange (NYSE) is open. Shares may be purchased through a financial intermediary or directly from the Fund, by wire or by check. Please note that certain purchase restrictions may apply. Redeem or exchange Shares through a financial intermediary or directly from the Fund by telephone at 1-800-341-7400 or by mail.

The Fund operates as a retail money market fund. Accordingly, only accounts beneficially owned by natural persons ("Eligible Accounts") may be invested in the Fund. Accounts that are not Eligible Accounts are not permitted to invest in the Fund and will be redeemed in accordance with policies and procedures adopted by the Fund's Board.

Neither the Fund nor the Adviser will be responsible for any loss of income in an investor's account or tax liability resulting from an involuntary redemption.

TAX INFORMATION

The Fund's distributions are taxable as ordinary income or capital gains except when your investment is through a 401(k) plan, an Individual Retirement Account or other tax-advantaged investment plan.

PAYMENTS TO BROKER-DEALERS AND OTHER FINANCIAL INTERMEDIARIES

If you purchase the Fund through a broker-dealer or other financial intermediary (such as a bank), the Fund and/or its related companies may pay the intermediary for the sale of Fund Shares and related services. These payments may create a conflict of interest by influencing the broker-dealer or other intermediary and your salesperson to recommend the Fund over another investment. Ask your salesperson or visit your financial intermediary's website for more information.

Fund Summary Information – Advisor Shares

Federated Hermes Prime Cash Obligations Fund (the “Fund”)

RISK/RETURN SUMMARY: INVESTMENT OBJECTIVE

The Fund is a money market fund that seeks to maintain a stable net asset value (NAV) of \$1.00 per Share. The Fund’s investment objective is to provide current income consistent with stability of principal and liquidity. The investment objective may be changed by the Fund’s Board of Trustees without Shareholder approval.

RISK/RETURN SUMMARY: FEES AND EXPENSES

This table describes the fees and expenses that you may pay if you buy, hold and sell Advisor Shares (AVR) of the Fund. **You may pay other fees, such as brokerage commissions and other fees to financial intermediaries, which are not reflected in the tables and examples below.**

Shareholder Fees (fees paid directly from your investment)

	AVR
Maximum Sales Charge (Load) Imposed on Purchases (as a percentage of offering price)	None
Maximum Deferred Sales Charge (Load) (as a percentage of original purchase price or redemption proceeds, as applicable)	None
Maximum Sales Charge (Load) Imposed on Reinvested Dividends (and other Distributions) (as a percentage of offering price)	None
Redemption Fee (as a percentage of amount redeemed, if applicable)	None
Exchange Fee	None

Annual Fund Operating Expenses (expenses that you pay each year as a percentage of the value of your investment)

	AVR
Management Fee	0.15%
Distribution (12b-1) Fee	None
Other Expenses	0.09% ¹
Total Annual Fund Operating Expenses	0.24%
Fee Waivers and/or Expense Reimbursements ²	(0.04)%
Total Annual Fund Operating Expenses After Fee Waivers and/or Expense Reimbursements	0.20%

1 The Fund may incur and pay certain service fees (shareholder services/account administration fees) on its AVR class of up to a maximum of 0.25%. No such fees are currently incurred and paid by the AVR class of the Fund. The AVR class of the Fund will not incur and pay such fees until such time as approved by the Fund’s Board of Trustees (the “Trustees”).

2 The Adviser and certain of its affiliates on their own initiative have agreed to waive certain amounts of their respective fees and/or reimburse expenses. Total annual fund operating expenses (excluding interest expense, extraordinary expenses and proxy-related expenses, if any) paid by the Fund’s AVR class (after the voluntary waivers and/or reimbursements) will not exceed 0.20% (the “Fee Limit”) up to but not including the later of (the “Termination Date”): (a) October 1, 2025; or (b) the date of the Fund’s next effective Prospectus. While the Adviser and its affiliates currently do not anticipate terminating or increasing these arrangements prior to the Termination Date, these arrangements may only be terminated or the Fee Limit increased prior to the Termination Date with the agreement of the Trustees.

Example

This Example is intended to help you compare the cost of investing in the Fund with the cost of investing in other mutual funds.

The Example assumes that you invest \$10,000 for the time periods indicated and then redeem or hold all of your Shares at the end of those periods. The Example also assumes that your investment has a 5% return each year and that operating expenses remain the same. The Example does not reflect sales charges (loads) on reinvested dividends. If these sales charges (loads) were included, your costs would be higher. Although your actual costs and returns may be higher or lower, based on these assumptions your costs would be:

1 Year	\$ 25
3 Years	\$ 77
5 Years	\$135
10 Years	\$306

RISK/RETURN SUMMARY: INVESTMENTS, RISKS AND PERFORMANCE

What are the Fund's Main Investment Strategies?

The Fund invests primarily in a portfolio of high-quality, dollar-denominated, fixed-income securities which: (1) are issued by banks and corporations in the U.S. and other countries and the U.S. government; and (2) mature in 397 days or less. The Fund's Adviser actively manages the Fund's portfolio, seeking to limit the credit risk taken by the Fund and to select investments with appropriate risk-adjusted returns.

Certain of the government securities in which the Fund invests are not backed by the full faith and credit of the U.S. government, such as those issued by the Federal Home Loan Mortgage Corporation ("Freddie Mac"), the Federal National Mortgage Association ("Fannie Mae") and the Federal Home Loan Bank System. These entities are, however, supported through federal subsidies, loans or other benefits. The Fund may also invest in government securities that are supported by the full faith and credit of the U.S. government, such as those issued by the Government National Mortgage Association ("Ginnie Mae"). The Fund may invest in government securities that are issued by entities whose activities are sponsored by the federal government, but that have no explicit financial support. As an efficient and cost-effective means of managing cash, the Fund may also invest in affiliated money market funds. These investments will be made pursuant to Rule 12d1-1 of the Investment Company Act of 1940, as amended ("1940 Act").

In pursuing its investment objective and implementing its investment strategies, the Fund will comply with Rule 2a-7 under the 1940 Act ("Rule 2a-7").

What are the Main Risks of Investing in the Fund?

Pursuant to Rule 2a-7 the Fund is designated as a "retail" money market fund and is permitted to use amortized cost to value its portfolio securities and to transact at a stable \$1.00 net asset value. As a retail money market fund, the Fund has adopted policies and procedures reasonably designed to limit investments in the Fund to accounts beneficially owned by natural persons.

All mutual funds take investment risks. Therefore, even though the Fund is a money market fund that seeks to maintain a stable NAV, it is possible to lose money by investing in the Fund. The primary factors that may negatively impact the Fund's ability to maintain a stable NAV, delay the payment of redemptions by the Fund, or reduce the Fund's daily dividends include:

- **Issuer Credit Risk.** It is possible that interest or principal on securities will not be paid when due. Money market funds try to minimize this risk by purchasing higher-quality securities.
- **Counterparty Credit Risk.** A party to a transaction involving the Fund may fail to meet its obligations. This could cause the Fund to lose money or to lose the benefit of the transaction or prevent the Fund from selling or buying other securities to implement its investment strategies.
- **Liquidity Fees Risk.** Pursuant to Rule 2a-7, the Fund may impose discretionary liquidity fees on redemptions subject to a determination by the Fund's Board, or its delegate, that such a liquidity fee is in the Fund's best interests. Such determination will be based on current market conditions and the Fund's particular circumstances, and it is expected that such fee would be imposed, if at all, during periods of extraordinary market stress. If the Fund's Board, including a majority of the Independent Trustees, or its delegate, determines that imposing a liquidity fee is in the Fund's best interests, the Fund will impose a discretionary liquidity fee not to exceed 2% of the value of the shares redeemed. The liquidity fee would be applied to all Fund redemptions and would remain in effect until the Fund's Board, or its delegate, determines that the fee is no longer in the Fund's best interests. If the Fund imposes a liquidity fee, depending on how the redemption order is communicated, the proceeds delivered may be for an amount that is less than the original redemption.
- **Interest Rate Risk.** Prices of fixed-income securities generally fall when interest rates rise. Recent and potential future changes in monetary policy made by central banks and/or their governments are likely to affect the level of interest rates. Very low or negative interest rates magnify interest rate risk. During periods when interest rates are low or there are negative interest rates, the Fund's yield (and total return) also is likely to be lower or the Fund may be unable to maintain a positive return, or yield, or a stable NAV.
- **Liquidity Risk.** Liquidity risk is the risk that the Fund will experience significant net redemptions of Fund Shares at a time when it cannot find willing buyers for its portfolio securities or can only sell its portfolio securities at a material loss.
- **Concentration Risk.** Because the Fund concentrates its investments in one industry by investing more than 25% of its total assets in the financial services industry, its performance depends in large part on the performance of that industry. As a result, the value of an investment may fluctuate more widely since it is more susceptible to market, economic, political, regulatory, and other conditions and risks affecting that industry than a fund that invests more broadly across industries and sectors.

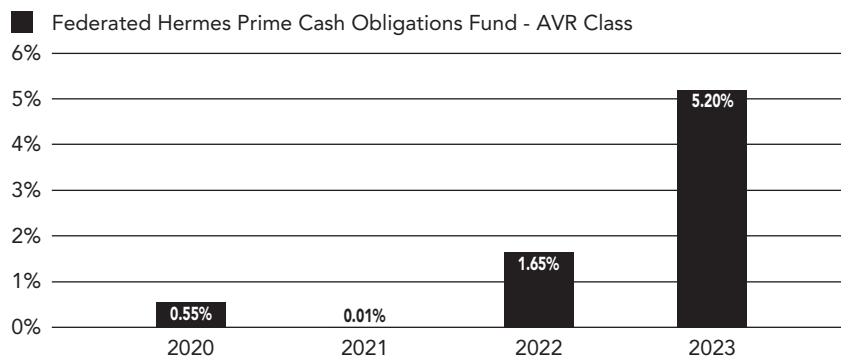
- **Call Risk.** The Fund's performance may be adversely affected by the possibility that an issuer of a security held by the Fund may redeem the security prior to maturity at a price below or above its current market value.
- **Credit Enhancement Risk.** The securities in which the Fund invests may be subject to credit enhancement (for example, guarantees, letters of credit or bond insurance). If the credit quality of the credit enhancement provider (for example, a bank or bond insurer) is downgraded, a security credit enhanced by such credit enhancement provider also may be downgraded. Having multiple securities credit enhanced by the same enhancement provider will increase the adverse effects on the Fund that are likely to result from a downgrading of, or a default by, such an enhancement provider. Adverse developments in the banking or bond insurance industries also may negatively affect the Fund, as the Fund may invest in securities credit enhanced by banks or by bond insurers without limit.
- **Risk of Foreign Investing.** Because the Fund invests in securities issued by foreign companies, the Fund may be more affected by foreign economic and political conditions, taxation policies and accounting and auditing standards than would otherwise be the case.
- **Prepayment and Extension Risk.** The Fund may invest in asset-backed and mortgage-backed securities, which may be subject to prepayment risk. If interest rates fall, and unscheduled prepayments on such securities accelerate, the Fund will be required to reinvest the proceeds at the lower interest rates then available. Also, when interest rates fall, the price of mortgage-backed securities may not rise to as great an extent as that of other fixed-income securities. When interest rates rise, homeowners are less likely to prepay their mortgages. A decreased rate of prepayments lengthens the expected maturity of a mortgage-backed security, and the price of mortgage-backed securities may decrease more than the price of other fixed-income securities when interest rates rise.
- **Risk Associated with Investing Share Purchase Proceeds.** On days during which there are net purchases of Fund Shares, the Fund must invest the proceeds at prevailing market yields or hold cash. If the Fund holds cash, or if the yield of the securities purchased is less than that of the securities already in the portfolio, the Fund's yield will likely decrease. Conversely, net purchases on days on which short-term yields rise will likely cause the Fund's yield to increase. In the event of significant changes in short-term yields or significant net purchases, the Fund retains the discretion to close to new investments. However, the Fund is not required to close, and no assurance can be given that this will be done in any given circumstance.
- **Risk Associated with use of Amortized Cost.** In the unlikely event that the Fund's Board of Trustees ("Board") were to determine, pursuant to Rule 2a-7, that the extent of the deviation between the Fund's amortized cost per Share and its market-based NAV per Share may result in material dilution or other unfair results to shareholders, the Board will cause the Fund to take such action as it deems appropriate to eliminate or reduce to the extent practicable such dilution or unfair results.
- **Additional Factors Affecting Yield.** There is no guarantee that the Fund will provide a certain level of income or that any such income will exceed the rate of inflation. Further, the Fund's yield will vary. Periods of very low or negative interest rates impact, in a negative way, the Fund's ability to maintain a positive return, or yield, or pay dividends to Fund shareholders.
- **Risk Related to the Economy.** The value of the Fund's portfolio may decline in tandem with a drop in the overall value of the markets in which the Fund invests and/or other markets. Economic, political and financial conditions, industry or economic trends and developments or public health risks, such as epidemics or pandemics, may, from time to time, and for varying periods of time, cause the Fund to experience volatility, illiquidity, shareholder redemptions, or other potentially adverse effects.
- **Technology Risk.** The Adviser uses various technologies in managing the Fund, consistent with its investment objective(s) and strategy described in this Prospectus. For example, proprietary and third-party data and systems are utilized to support decision making for the Fund. Data imprecision, software or other technology malfunctions, programming inaccuracies and similar circumstances may impair the performance of these systems, which may negatively affect Fund performance.

You could lose money by investing in the Fund. Although the Fund seeks to preserve the value of your investment at \$1.00 per share, it cannot guarantee it will do so. The Fund may impose a fee upon the sale of your shares. An investment in the Fund is not a bank account and is not insured or guaranteed by the Federal Deposit Insurance Corporation or any other government agency. The Fund's sponsor is not required to reimburse the Fund for losses, and you should not expect that the sponsor will provide financial support to the Fund at any time, including during periods of market stress.

PERFORMANCE: BAR CHART AND TABLE

Risk/Return Bar Chart

The bar chart and performance table below reflect historical performance data for the Fund and are intended to help you analyze the Fund’s investment risks in light of its historical returns. The bar chart shows the variability of the Fund’s AVR class total returns on a calendar year-by-year basis. The Average Annual Total Return Table shows returns averaged over the stated periods. *The Fund’s performance will fluctuate, and past performance (before and after taxes) is not necessarily an indication of future results.* Updated performance information for the Fund is available under the “Products” section at FederatedHermes.com/us or by calling 1-800-341-7400.



The Fund’s AVR class total return for the six-month period from January 1, 2024 to June 30, 2024, was 2.70%.

Within the periods shown in the bar chart, the Fund’s AVR class highest quarterly return was 1.37% (quarter ended December 31, 2023). Its lowest quarterly return was 0.00% (quarter ended December 31, 2021).

Average Annual Total Return Table

The following table represents the Fund’s AVR class Average Annual Total Returns for the calendar period ended December 31, 2023.

Share Class	1 Year	Since Inception
AVR:	5.20%	1.91%
Inception Date:	01/18/2019	

The Fund’s AVR class 7-Day Net Yield as of December 31, 2023, was 5.44%. You may go to FederatedHermes.com/us or call the Fund at 1-800-341-7400 for the current 7-Day Net Yield.

FUND MANAGEMENT

The Fund's Investment Adviser is Federated Investment Management Company.

PURCHASE AND SALE OF FUND SHARES

The Advisor Shares offered through this Prospectus are available for purchase exclusively to shareholders investing through certain financial intermediaries that have entered into an agreement with the Fund's Distributor with respect to the Advisor Shares. Advisor Shares may not be purchased directly from the Fund.

The minimum initial investment amount for the Fund's AVR Class is generally \$250,000 and there is no minimum subsequent investment amount. There is no minimum initial or subsequent investment amount required for employer-sponsored retirement plans; however, such accounts remain subject to the Fund's policy on "Accounts with Low Balances" as discussed later in this Prospectus. Certain types of accounts are eligible for lower minimum investments. The minimum investment amount for Systematic Investment Programs is \$50.

Financial intermediaries may impose higher or lower minimum investment requirements on their customers than those imposed by the Fund. If an intermediary's aggregate account (omnibus account) meets the Fund's investment minimum requirements, there is no minimum requirement for the underlying sub-accounts. Keep in mind that financial intermediaries may charge you fees for their services in connection with your Share transactions.

You may purchase, redeem or exchange Shares of the Fund, through certain financial intermediaries, on any day the New York Stock Exchange (NYSE) is open. Shares may be purchased through a financial intermediary by wire or by check. Please note that certain purchase restrictions may apply.

The Fund operates as a retail money market fund. Accordingly, only accounts beneficially owned by natural persons ("Eligible Accounts") may be invested in the Fund. Accounts that are not Eligible Accounts are not permitted to invest in the Fund and will be redeemed in accordance with policies and procedures adopted by the Fund's Board.

Neither the Fund nor the Adviser will be responsible for any loss of income in an investor's account or tax liability resulting from an involuntary redemption.

TAX INFORMATION

The Fund's distributions are taxable as ordinary income or capital gains except when your investment is through a 401(k) plan, an Individual Retirement Account or other tax-advantaged investment plan.

PAYMENTS TO BROKER-DEALERS AND OTHER FINANCIAL INTERMEDIARIES

If you purchase the Fund through a broker-dealer or other financial intermediary (such as a bank), the Fund and/or its related companies may pay the intermediary for the sale of Fund Shares and related services. These payments may create a conflict of interest by influencing the broker-dealer or other intermediary and your salesperson to recommend the Fund over another investment. Ask your salesperson or visit your financial intermediary's website for more information.

Fund Summary Information – Service Shares

Federated Hermes Prime Cash Obligations Fund (the “Fund”)

RISK/RETURN SUMMARY: INVESTMENT OBJECTIVE

The Fund is a money market fund that seeks to maintain a stable net asset value (NAV) of \$1.00 per Share. The Fund’s investment objective is to provide current income consistent with stability of principal and liquidity. The investment objective may be changed by the Fund’s Board of Trustees without Shareholder approval.

RISK/RETURN SUMMARY: FEES AND EXPENSES

This table describes the fees and expenses that you may pay if you buy, hold and sell Service Shares (SS) of the Fund. **You may pay other fees, such as brokerage commissions and other fees to financial intermediaries, which are not reflected in the tables and examples below.**

Shareholder Fees (fees paid directly from your investment)

	SS
Maximum Sales Charge (Load) Imposed on Purchases (as a percentage of offering price)	None
Maximum Deferred Sales Charge (Load) (as a percentage of original purchase price or redemption proceeds, as applicable)	None
Maximum Sales Charge (Load) Imposed on Reinvested Dividends (and other Distributions) (as a percentage of offering price)	None
Redemption Fee (as a percentage of amount redeemed, if applicable)	None
Exchange Fee	None

Annual Fund Operating Expenses (expenses that you pay each year as a percentage of the value of your investment)

	SS
Management Fee	0.15%
Distribution (12b-1) Fee	None
Other Expenses	0.34%
Total Annual Fund Operating Expenses	0.49%
Fee Waivers and/or Expense Reimbursements ¹	(0.04)%
Total Annual Fund Operating Expenses After Fee Waivers and/or Expense Reimbursements	0.45%

¹ The Adviser and certain of its affiliates on their own initiative have agreed to waive certain amounts of their respective fees and/or reimburse expenses. Total annual fund operating expenses (excluding interest expense, extraordinary expenses and proxy-related expenses, if any) paid by the Fund’s SS class (after the voluntary waivers and/or reimbursements) will not exceed 0.45% (the “Fee Limit”) up to but not including the later of (the “Termination Date”): (a) October 1, 2025; or (b) the date of the Fund’s next effective Prospectus. While the Adviser and its affiliates currently do not anticipate terminating or increasing these arrangements prior to the Termination Date, these arrangements may only be terminated, or the Fee Limit increased, prior to the Termination Date with the agreement of the Fund’s Board of Trustees.

Example

This Example is intended to help you compare the cost of investing in the Fund with the cost of investing in other mutual funds.

The Example assumes that you invest \$10,000 for the time periods indicated and then redeem or hold all of your Shares at the end of those periods. The Example also assumes that your investment has a 5% return each year and that operating expenses remain the same. The Example does not reflect sales charges (loads) on reinvested dividends. If these sales charges (loads) were included, your costs would be higher. Although your actual costs and returns may be higher or lower, based on these assumptions your costs would be:

1 Year	\$ 50
3 Years	\$157
5 Years	\$274
10 Years	\$616

RISK/RETURN SUMMARY: INVESTMENTS, RISKS AND PERFORMANCE

What are the Fund's Main Investment Strategies?

The Fund invests primarily in a portfolio of high-quality, dollar-denominated, fixed-income securities which: (1) are issued by banks and corporations in the U.S. and other countries and the U.S. government; and (2) mature in 397 days or less. The Fund's Adviser actively manages the Fund's portfolio, seeking to limit the credit risk taken by the Fund and to select investments with appropriate risk-adjusted returns.

Certain of the government securities in which the Fund invests are not backed by the full faith and credit of the U.S. government, such as those issued by the Federal Home Loan Mortgage Corporation ("Freddie Mac"), the Federal National Mortgage Association ("Fannie Mae") and the Federal Home Loan Bank System. These entities are, however, supported through federal subsidies, loans or other benefits. The Fund may also invest in government securities that are supported by the full faith and credit of the U.S. government, such as those issued by the Government National Mortgage Association ("Ginnie Mae"). The Fund may invest in government securities that are issued by entities whose activities are sponsored by the federal government, but that have no explicit financial support. As an efficient and cost-effective means of managing cash, the Fund may also invest in affiliated money market funds. These investments will be made pursuant to Rule 12d1-1 of the Investment Company Act of 1940, as amended ("1940 Act").

In pursuing its investment objective and implementing its investment strategies, the Fund will comply with Rule 2a-7 under the 1940 Act ("Rule 2a-7").

What are the Main Risks of Investing in the Fund?

Pursuant to Rule 2a-7 the Fund is designated as a "retail" money market fund and is permitted to use amortized cost to value its portfolio securities and to transact at a stable \$1.00 net asset value. As a retail money market fund, the Fund has adopted policies and procedures reasonably designed to limit investments in the Fund to accounts beneficially owned by natural persons.

All mutual funds take investment risks. Therefore, even though the Fund is a money market fund that seeks to maintain a stable NAV, it is possible to lose money by investing in the Fund. The primary factors that may negatively impact the Fund's ability to maintain a stable NAV, delay the payment of redemptions by the Fund, or reduce the Fund's daily dividends include:

- **Issuer Credit Risk.** It is possible that interest or principal on securities will not be paid when due. Money market funds try to minimize this risk by purchasing higher-quality securities.
- **Counterparty Credit Risk.** A party to a transaction involving the Fund may fail to meet its obligations. This could cause the Fund to lose money or to lose the benefit of the transaction or prevent the Fund from selling or buying other securities to implement its investment strategies.
- **Liquidity Fees Risk.** Pursuant to Rule 2a-7, the Fund may impose discretionary liquidity fees on redemptions subject to a determination by the Fund's Board, or its delegate, that such a liquidity fee is in the Fund's best interests. Such determination will be based on current market conditions and the Fund's particular circumstances, and it is expected that such fee would be imposed, if at all, during periods of extraordinary market stress. If the Fund's Board, including a majority of the Independent Trustees, or its delegate, determines that imposing a liquidity fee is in the Fund's best interests, the Fund will impose a discretionary liquidity fee not to exceed 2% of the value of the shares redeemed. The liquidity fee would be applied to all Fund redemptions and would remain in effect until the Fund's Board, or its delegate, determines that the fee is no longer in the Fund's best interests. If the Fund imposes a liquidity fee, depending on how the redemption order is communicated, the proceeds delivered may be for an amount that is less than the original redemption.
- **Interest Rate Risk.** Prices of fixed-income securities generally fall when interest rates rise. Recent and potential future changes in monetary policy made by central banks and/or their governments are likely to affect the level of interest rates. Very low or negative interest rates magnify interest rate risk. During periods when interest rates are low or there are negative interest rates, the Fund's yield (and total return) also is likely to be lower or the Fund may be unable to maintain a positive return, or yield, or a stable NAV.
- **Liquidity Risk.** Liquidity risk is the risk that the Fund will experience significant net redemptions of Fund Shares at a time when it cannot find willing buyers for its portfolio securities or can only sell its portfolio securities at a material loss.
- **Concentration Risk.** Because the Fund concentrates its investments in one industry by investing more than 25% of its total assets in the financial services industry, its performance depends in large part on the performance of that industry. As a result, the value of an investment may fluctuate more widely since it is more susceptible to market, economic, political, regulatory, and other conditions and risks affecting that industry than a fund that invests more broadly across industries and sectors.

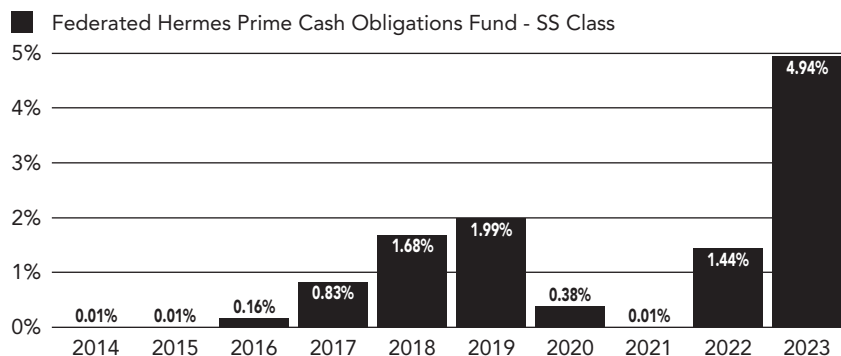
- **Call Risk.** The Fund's performance may be adversely affected by the possibility that an issuer of a security held by the Fund may redeem the security prior to maturity at a price below or above its current market value.
- **Credit Enhancement Risk.** The securities in which the Fund invests may be subject to credit enhancement (for example, guarantees, letters of credit or bond insurance). If the credit quality of the credit enhancement provider (for example, a bank or bond insurer) is downgraded, a security credit enhanced by such credit enhancement provider also may be downgraded. Having multiple securities credit enhanced by the same enhancement provider will increase the adverse effects on the Fund that are likely to result from a downgrading of, or a default by, such an enhancement provider. Adverse developments in the banking or bond insurance industries also may negatively affect the Fund, as the Fund may invest in securities credit enhanced by banks or by bond insurers without limit.
- **Risk of Foreign Investing.** Because the Fund invests in securities issued by foreign companies, the Fund may be more affected by foreign economic and political conditions, taxation policies and accounting and auditing standards than would otherwise be the case.
- **Prepayment and Extension Risk.** The Fund may invest in asset-backed and mortgage-backed securities, which may be subject to prepayment risk. If interest rates fall, and unscheduled prepayments on such securities accelerate, the Fund will be required to reinvest the proceeds at the lower interest rates then available. Also, when interest rates fall, the price of mortgage-backed securities may not rise to as great an extent as that of other fixed-income securities. When interest rates rise, homeowners are less likely to prepay their mortgages. A decreased rate of prepayments lengthens the expected maturity of a mortgage-backed security, and the price of mortgage-backed securities may decrease more than the price of other fixed-income securities when interest rates rise.
- **Risk Associated with Investing Share Purchase Proceeds.** On days during which there are net purchases of Fund Shares, the Fund must invest the proceeds at prevailing market yields or hold cash. If the Fund holds cash, or if the yield of the securities purchased is less than that of the securities already in the portfolio, the Fund's yield will likely decrease. Conversely, net purchases on days on which short-term yields rise will likely cause the Fund's yield to increase. In the event of significant changes in short-term yields or significant net purchases, the Fund retains the discretion to close to new investments. However, the Fund is not required to close, and no assurance can be given that this will be done in any given circumstance.
- **Risk Associated with use of Amortized Cost.** In the unlikely event that the Fund's Board of Trustees ("Board") were to determine, pursuant to Rule 2a-7, that the extent of the deviation between the Fund's amortized cost per Share and its market-based NAV per Share may result in material dilution or other unfair results to shareholders, the Board will cause the Fund to take such action as it deems appropriate to eliminate or reduce to the extent practicable such dilution or unfair results.
- **Additional Factors Affecting Yield.** There is no guarantee that the Fund will provide a certain level of income or that any such income will exceed the rate of inflation. Further, the Fund's yield will vary. Periods of very low or negative interest rates impact, in a negative way, the Fund's ability to maintain a positive return, or yield, or pay dividends to Fund shareholders.
- **Risk Related to the Economy.** The value of the Fund's portfolio may decline in tandem with a drop in the overall value of the markets in which the Fund invests and/or other markets. Economic, political and financial conditions, industry or economic trends and developments or public health risks, such as epidemics or pandemics, may, from time to time, and for varying periods of time, cause the Fund to experience volatility, illiquidity, shareholder redemptions, or other potentially adverse effects.
- **Technology Risk.** The Adviser uses various technologies in managing the Fund, consistent with its investment objective(s) and strategy described in this Prospectus. For example, proprietary and third-party data and systems are utilized to support decision making for the Fund. Data imprecision, software or other technology malfunctions, programming inaccuracies and similar circumstances may impair the performance of these systems, which may negatively affect Fund performance.

You could lose money by investing in the Fund. Although the Fund seeks to preserve the value of your investment at \$1.00 per share, it cannot guarantee it will do so. The Fund may impose a fee upon the sale of your shares. An investment in the Fund is not a bank account and is not insured or guaranteed by the Federal Deposit Insurance Corporation or any other government agency. The Fund's sponsor is not required to reimburse the Fund for losses, and you should not expect that the sponsor will provide financial support to the Fund at any time, including during periods of market stress.

PERFORMANCE: BAR CHART AND TABLE

Risk/Return Bar Chart

The bar chart and performance table shown below reflect historical performance data for the Fund and are intended to help you analyze the Fund’s investment risks in light of its historical returns. The bar chart shows the variability of the Fund’s SS class total returns on a calendar year-by-year basis. The Average Annual Total Return Table shows returns averaged over the stated periods. *The Fund’s performance will fluctuate, and past performance (before and after taxes) is not necessarily an indication of future results.* Updated performance information for the Fund is available under the “Products” section at [FederatedHermes.com/us](https://www.federatedhermes.com/us) or by calling 1-800-341-7400.



The Fund’s SS class total return for the six-month period from January 1, 2024 to June 30, 2024, was 2.58%.

Within the periods shown in the bar chart, the Fund’s SS class highest quarterly return was 1.31% (quarter ended December 31, 2023). Its lowest quarterly return was 0.00% (quarter ended March 31, 2022).

Average Annual Total Return Table

The following table represents the Fund’s SS class Average Annual Total Returns for the calendar period ended December 31, 2023.

Share Class	1 Year	5 Years	10 Years
SS:	4.94%	1.74%	1.14%

The Fund’s SS class 7-Day Net Yield as of December 31, 2023, was 5.19%. You may go to [FederatedHermes.com/us](https://www.federatedhermes.com/us) or call the Fund at 1-800-341-7400 for the current 7-Day Net Yield.

FUND MANAGEMENT

The Fund's Investment Adviser is Federated Investment Management Company.

PURCHASE AND SALE OF FUND SHARES

The minimum initial investment amount for the Fund's SS class is generally \$500,000 and there is no minimum subsequent investment amount. There is no minimum initial or subsequent investment amount required for employer-sponsored retirement plans; however, such accounts remain subject to the Fund's policy on "Accounts with Low Balances" as discussed later in this Prospectus. Certain types of accounts are eligible for lower minimum investments. The minimum investment amount for Systematic Investment Programs is \$50.

Financial intermediaries may impose higher or lower minimum investment requirements on their customers than those imposed by the Fund. If an intermediary's aggregate account (omnibus account) meets the Fund's investment minimum requirements, there is no minimum requirement for the underlying sub-accounts. Keep in mind that financial intermediaries may charge you fees for their services in connection with your Share transactions.

You may purchase, redeem or exchange Shares of the Fund on any day the New York Stock Exchange (NYSE) is open. Shares may be purchased through a financial intermediary or directly from the Fund, by wire or by check. Please note that certain purchase restrictions may apply. Redeem or exchange Shares through a financial intermediary or directly from the Fund by telephone at 1-800-341-7400 or by mail.

The Fund operates as a retail money market fund. Accordingly, only accounts beneficially owned by natural persons ("Eligible Accounts") may be invested in the Fund. Accounts that are not Eligible Accounts are not permitted to invest in the Fund and will be redeemed in accordance with policies and procedures adopted by the Fund's Board.

Neither the Fund nor the Adviser will be responsible for any loss of income in an investor's account or tax liability resulting from an involuntary redemption.

TAX INFORMATION

The Fund's distributions are taxable as ordinary income or capital gains except when your investment is through a 401(k) plan, an Individual Retirement Account or other tax-advantaged investment plan.

PAYMENTS TO BROKER-DEALERS AND OTHER FINANCIAL INTERMEDIARIES

If you purchase the Fund through a broker-dealer or other financial intermediary (such as a bank), the Fund and/or its related companies may pay the intermediary for the sale of Fund Shares and related services. These payments may create a conflict of interest by influencing the broker-dealer or other intermediary and your salesperson to recommend the Fund over another investment. Ask your salesperson or visit your financial intermediary's website for more information.

Fund Summary Information – Cash II Shares

Federated Hermes Prime Cash Obligations Fund (the “Fund”)

RISK/RETURN SUMMARY: INVESTMENT OBJECTIVE

The Fund is a money market fund that seeks to maintain a stable net asset value (NAV) of \$1.00 per Share. The Fund’s investment objective is to provide current income consistent with stability of principal and liquidity. The investment objective may be changed by the Fund’s Board of Trustees without Shareholder approval.

RISK/RETURN SUMMARY: FEES AND EXPENSES

This table describes the fees and expenses that you may pay if you buy, hold and sell Cash II Shares (CII) of the Fund. **You may pay other fees, such as brokerage commissions and other fees to financial intermediaries, which are not reflected in the tables and examples below.**

Shareholder Fees (fees paid directly from your investment)

	CII
Maximum Sales Charge (Load) Imposed on Purchases (as a percentage of offering price)	None
Maximum Deferred Sales Charge (Load) (as a percentage of original purchase price or redemption proceeds, as applicable)	None
Maximum Sales Charge (Load) Imposed on Reinvested Dividends (and other Distributions) (as a percentage of offering price)	None
Redemption Fee (as a percentage of amount redeemed, if applicable)	None
Exchange Fee	None

Annual Fund Operating Expenses (expenses that you pay each year as a percentage of the value of your investment)

	CII
Management Fee	0.15%
Distribution (12b-1) Fee	0.35%
Other Expenses	0.44%
Total Annual Fund Operating Expenses	0.94%
Fee Waivers and/or Expense Reimbursements ¹	(0.04)%
Total Annual Fund Operating Expenses After Fee Waivers and/or Expense Reimbursements	0.90%

¹ The Adviser and certain of its affiliates, on their own initiative, have agreed to waive certain amounts of their respective fees and/or reimburse expenses. Total annual fund operating expenses (excluding interest expense, extraordinary expenses and proxy-related expenses, if any) paid by the Fund’s CII class (after the voluntary waivers and/or reimbursements) will not exceed 0.90% (the “Fee Limit”) up to but not including the later of (the “Termination Date”):

(a) October 1, 2025; or (b) the date of the Fund’s next effective Prospectus. While the Adviser and its affiliates currently do not anticipate terminating or increasing these arrangements prior to the Termination Date, these arrangements may only be terminated or the Fee Limit increased prior to the Termination Date with the agreement of the Fund’s Board of Trustees.

Example

This Example is intended to help you compare the cost of investing in the Fund with the cost of investing in other mutual funds.

The Example assumes that you invest \$10,000 for the time periods indicated and then redeem or hold all of your Shares at the end of those periods. The Example also assumes that your investment has a 5% return each year and that operating expenses remain the same. The Example does not reflect sales charges (loads) on reinvested dividends. If these sales charges (loads) were included, your costs would be higher. Although your actual costs and returns may be higher or lower, based on these assumptions your costs would be:

1 Year	\$ 96
3 Years	\$ 300
5 Years	\$ 520
10 Years	\$1,155

RISK/RETURN SUMMARY: INVESTMENTS, RISKS AND PERFORMANCE

What are the Fund's Main Investment Strategies?

The Fund invests primarily in a portfolio of high-quality, dollar-denominated, fixed-income securities which: (1) are issued by banks and corporations in the U.S. and other countries and the U.S. government; and (2) mature in 397 days or less. The Fund's Adviser actively manages the Fund's portfolio, seeking to limit the credit risk taken by the Fund and to select investments with appropriate risk-adjusted returns.

Certain of the government securities in which the Fund invests are not backed by the full faith and credit of the U.S. government, such as those issued by the Federal Home Loan Mortgage Corporation ("Freddie Mac"), the Federal National Mortgage Association ("Fannie Mae") and the Federal Home Loan Bank System. These entities are, however, supported through federal subsidies, loans or other benefits. The Fund may also invest in government securities that are supported by the full faith and credit of the U.S. government, such as those issued by the Government National Mortgage Association ("Ginnie Mae"). The Fund may invest in government securities that are issued by entities whose activities are sponsored by the federal government, but that have no explicit financial support. As an efficient and cost-effective means of managing cash, the Fund may also invest in affiliated money market funds. These investments will be made pursuant to Rule 12d1-1 of the Investment Company Act of 1940, as amended ("1940 Act").

In pursuing its investment objective and implementing its investment strategies, the Fund will comply with Rule 2a-7 under the 1940 Act ("Rule 2a-7").

What are the Main Risks of Investing in the Fund?

Pursuant to Rule 2a-7 the Fund is designated as a "retail" money market fund and is permitted to use amortized cost to value its portfolio securities and to transact at a stable \$1.00 net asset value. As a retail money market fund, the Fund has adopted policies and procedures reasonably designed to limit investments in the Fund to accounts beneficially owned by natural persons.

All mutual funds take investment risks. Therefore, even though the Fund is a money market fund that seeks to maintain a stable NAV, it is possible to lose money by investing in the Fund. The primary factors that may negatively impact the Fund's ability to maintain a stable NAV, delay the payment of redemptions by the Fund, or reduce the Fund's daily dividends include:

- **Issuer Credit Risk.** It is possible that interest or principal on securities will not be paid when due. Money market funds try to minimize this risk by purchasing higher-quality securities.
- **Counterparty Credit Risk.** A party to a transaction involving the Fund may fail to meet its obligations. This could cause the Fund to lose money or to lose the benefit of the transaction or prevent the Fund from selling or buying other securities to implement its investment strategies.
- **Liquidity Fees Risk.** Pursuant to Rule 2a-7, the Fund may impose discretionary liquidity fees on redemptions subject to a determination by the Fund's Board, or its delegate, that such a liquidity fee is in the Fund's best interests. Such determination will be based on current market conditions and the Fund's particular circumstances, and it is expected that such fee would be imposed, if at all, during periods of extraordinary market stress. If the Fund's Board, including a majority of the Independent Trustees, or its delegate, determines that imposing a liquidity fee is in the Fund's best interests, the Fund will impose a discretionary liquidity fee not to exceed 2% of the value of the shares redeemed. The liquidity fee would be applied to all Fund redemptions and would remain in effect until the Fund's Board, or its delegate, determines that the fee is no longer in the Fund's best interests. If the Fund imposes a liquidity fee, depending on how the redemption order is communicated, the proceeds delivered may be for an amount that is less than the original redemption.
- **Interest Rate Risk.** Prices of fixed-income securities generally fall when interest rates rise. Recent and potential future changes in monetary policy made by central banks and/or their governments are likely to affect the level of interest rates. Very low or negative interest rates magnify interest rate risk. During periods when interest rates are low or there are negative interest rates, the Fund's yield (and total return) also is likely to be lower or the Fund may be unable to maintain a positive return, or yield, or a stable NAV.
- **Liquidity Risk.** Liquidity risk is the risk that the Fund will experience significant net redemptions of Fund Shares at a time when it cannot find willing buyers for its portfolio securities or can only sell its portfolio securities at a material loss.
- **Concentration Risk.** Because the Fund concentrates its investments in one industry by investing more than 25% of its total assets in the financial services industry, its performance depends in large part on the performance of that industry. As a result, the value of an investment may fluctuate more widely since it is more susceptible to market, economic, political, regulatory, and other conditions and risks affecting that industry than a fund that invests more broadly across industries and sectors.

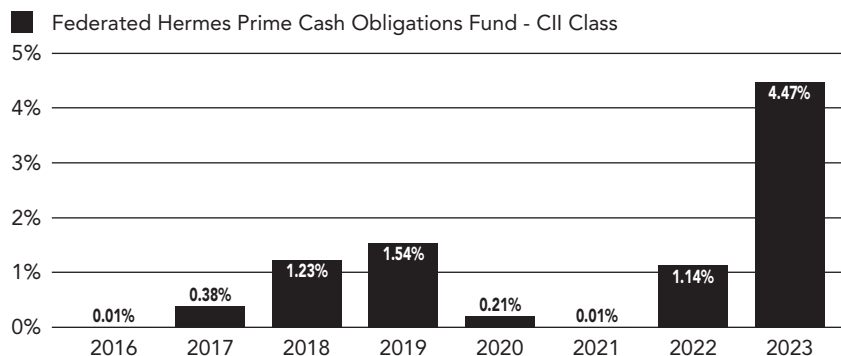
- **Call Risk.** The Fund's performance may be adversely affected by the possibility that an issuer of a security held by the Fund may redeem the security prior to maturity at a price below or above its current market value.
- **Credit Enhancement Risk.** The securities in which the Fund invests may be subject to credit enhancement (for example, guarantees, letters of credit or bond insurance). If the credit quality of the credit enhancement provider (for example, a bank or bond insurer) is downgraded, a security credit enhanced by such credit enhancement provider also may be downgraded. Having multiple securities credit enhanced by the same enhancement provider will increase the adverse effects on the Fund that are likely to result from a downgrading of, or a default by, such an enhancement provider. Adverse developments in the banking or bond insurance industries also may negatively affect the Fund, as the Fund may invest in securities credit enhanced by banks or by bond insurers without limit.
- **Risk of Foreign Investing.** Because the Fund invests in securities issued by foreign companies, the Fund may be more affected by foreign economic and political conditions, taxation policies and accounting and auditing standards than would otherwise be the case.
- **Prepayment and Extension Risk.** The Fund may invest in asset-backed and mortgage-backed securities, which may be subject to prepayment risk. If interest rates fall, and unscheduled prepayments on such securities accelerate, the Fund will be required to reinvest the proceeds at the lower interest rates then available. Also, when interest rates fall, the price of mortgage-backed securities may not rise to as great an extent as that of other fixed-income securities. When interest rates rise, homeowners are less likely to prepay their mortgages. A decreased rate of prepayments lengthens the expected maturity of a mortgage-backed security, and the price of mortgage-backed securities may decrease more than the price of other fixed-income securities when interest rates rise.
- **Risk Associated with Investing Share Purchase Proceeds.** On days during which there are net purchases of Fund Shares, the Fund must invest the proceeds at prevailing market yields or hold cash. If the Fund holds cash, or if the yield of the securities purchased is less than that of the securities already in the portfolio, the Fund's yield will likely decrease. Conversely, net purchases on days on which short-term yields rise will likely cause the Fund's yield to increase. In the event of significant changes in short-term yields or significant net purchases, the Fund retains the discretion to close to new investments. However, the Fund is not required to close, and no assurance can be given that this will be done in any given circumstance.
- **Risk Associated with use of Amortized Cost.** In the unlikely event that the Fund's Board of Trustees ("Board") were to determine, pursuant to Rule 2a-7, that the extent of the deviation between the Fund's amortized cost per Share and its market-based NAV per Share may result in material dilution or other unfair results to shareholders, the Board will cause the Fund to take such action as it deems appropriate to eliminate or reduce to the extent practicable such dilution or unfair results.
- **Additional Factors Affecting Yield.** There is no guarantee that the Fund will provide a certain level of income or that any such income will exceed the rate of inflation. Further, the Fund's yield will vary. Periods of very low or negative interest rates impact, in a negative way, the Fund's ability to maintain a positive return, or yield, or pay dividends to Fund shareholders.
- **Risk Related to the Economy.** The value of the Fund's portfolio may decline in tandem with a drop in the overall value of the markets in which the Fund invests and/or other markets. Economic, political and financial conditions, industry or economic trends and developments or public health risks, such as epidemics or pandemics, may, from time to time, and for varying periods of time, cause the Fund to experience volatility, illiquidity, shareholder redemptions, or other potentially adverse effects.
- **Technology Risk.** The Adviser uses various technologies in managing the Fund, consistent with its investment objective(s) and strategy described in this Prospectus. For example, proprietary and third-party data and systems are utilized to support decision making for the Fund. Data imprecision, software or other technology malfunctions, programming inaccuracies and similar circumstances may impair the performance of these systems, which may negatively affect Fund performance.

You could lose money by investing in the Fund. Although the Fund seeks to preserve the value of your investment at \$1.00 per share, it cannot guarantee it will do so. The Fund may impose a fee upon the sale of your shares. An investment in the Fund is not a bank account and is not insured or guaranteed by the Federal Deposit Insurance Corporation or any other government agency. The Fund's sponsor is not required to reimburse the Fund for losses, and you should not expect that the sponsor will provide financial support to the Fund at any time, including during periods of market stress.

PERFORMANCE: BAR CHART AND TABLE

Risk/Return Bar Chart

The bar chart and performance table below reflect historical performance data for the Fund and are intended to help you analyze the Fund’s investment risks in light of its historical returns. The bar chart shows the variability of the Fund’s CII Shares total returns on a calendar year-by-year basis. The Average Annual Total Return Table shows returns *averaged* over the stated periods. *The Fund’s performance will fluctuate, and past performance (before and after taxes) is not necessarily an indication of future results.* Updated performance information for the Fund is available under the “Products” section at [FederatedHermes.com/us](https://www.federatedhermes.com/us) or by calling 1-800-341-7400.



The Fund’s CII class total return for the six-month period from January 1, 2024 to June 30, 2024, was 2.35%.

Within the periods shown in the bar chart, the Fund’s CII class highest quarterly return was 1.19% (quarter ended December 31, 2023). Its lowest quarterly return was 0.00% (quarter ended March 31, 2022).

Average Annual Total Return Table

The following table represents the Fund’s CII class Average Annual Total Returns for the calendar period ended December 31, 2023.

Share Class	1 Year	5 Years	Since Inception
CII:	4.47%	1.46%	1.04%
Inception Date:	06/02/2015		

The Fund’s CII class 7-Day Net Yield as of December 31, 2023, was 4.75%. You may go to [FederatedHermes.com/us](https://www.federatedhermes.com/us) or call the Fund at 1-800-341-7400 for the current 7-Day Net Yield.

FUND MANAGEMENT

The Fund's Investment Adviser is Federated Investment Management Company.

PURCHASE AND SALE OF FUND SHARES

The minimum initial investment amount for the Fund's CII class is generally \$25,000 and there is no minimum subsequent investment amount. There is no minimum initial or subsequent investment amount required for employer-sponsored retirement plans; however, such accounts remain subject to the Fund's policy on "Accounts with Low Balances" as discussed later in this Prospectus. Certain types of accounts are eligible for lower minimum investments. The minimum investment amount for Systematic Investment Programs is \$50.

Financial intermediaries may impose higher or lower minimum investment requirements on their customers than those imposed by the Fund. If an intermediary's aggregate account (omnibus account) meets the Fund's investment minimum requirements, there is no minimum requirement for the underlying sub-accounts. Keep in mind that financial intermediaries may charge you fees for their services in connection with your Share transactions.

You may purchase, redeem or exchange Shares of the Fund on any day the New York Stock Exchange (NYSE) is open. Shares may be purchased through a financial intermediary or directly from the Fund, by wire or by check. Please note that certain purchase restrictions may apply. Redeem or exchange Shares through a financial intermediary or directly from the Fund by telephone at 1-800-341-7400 or by mail.

The Fund operates as a retail money market fund. Accordingly, only accounts beneficially owned by natural persons ("Eligible Accounts") may be invested in the Fund. Accounts that are not Eligible Accounts are not permitted to invest in the Fund and will be redeemed in accordance with policies and procedures adopted by the Fund's Board.

Neither the Fund nor the Adviser will be responsible for any loss of income in an investor's account or tax liability resulting from an involuntary redemption.

TAX INFORMATION

The Fund's distributions are taxable as ordinary income or capital gains except when your investment is through a 401(k) plan, an Individual Retirement Account or other tax-advantaged investment plan.

PAYMENTS TO BROKER-DEALERS AND OTHER FINANCIAL INTERMEDIARIES

If you purchase the Fund through a broker-dealer or other financial intermediary (such as a bank), the Fund and/or its related companies may pay the intermediary for the sale of Fund Shares and related services. These payments may create a conflict of interest by influencing the broker-dealer or other intermediary and your salesperson to recommend the Fund over another investment. Ask your salesperson or visit your financial intermediary's website for more information.

Fund Summary Information – Cash Series Shares

Federated Hermes Prime Cash Obligations Fund (the “Fund”)

RISK/RETURN SUMMARY: INVESTMENT OBJECTIVE

The Fund is a money market fund that seeks to maintain a stable net asset value (NAV) of \$1.00 per Share. The Fund’s investment objective is to provide current income consistent with stability of principal and liquidity. The investment objective may be changed by the Fund’s Board of Trustees without Shareholder approval.

RISK/RETURN SUMMARY: FEES AND EXPENSES

This table describes the fees and expenses that you may pay if you buy, hold and sell Cash Series Shares (CS) of the Fund. **You may pay other fees, such as brokerage commissions and other fees to financial intermediaries, which are not reflected in the tables and examples below.**

Shareholder Fees (fees paid directly from your investment)

	CS
Maximum Sales Charge (Load) Imposed on Purchases (as a percentage of offering price)	None
Maximum Deferred Sales Charge (Load) (as a percentage of original purchase price or redemption proceeds, as applicable)	None
Maximum Sales Charge (Load) Imposed on Reinvested Dividends (and other Distributions) (as a percentage of offering price)	None
Redemption Fee (as a percentage of amount redeemed, if applicable)	None
Exchange Fee	None

Annual Fund Operating Expenses (expenses that you pay each year as a percentage of the value of your investment)

	CS
Management Fee	0.15%
Distribution (12b-1) Fee	0.60%
Other Expenses	0.44%
Total Annual Fund Operating Expenses	1.19%
Fee Waivers and/or Expense Reimbursements ¹	(0.14)%
Total Annual Fund Operating Expenses After Fee Waivers and/or Expense Reimbursements	1.05%

¹ The Adviser and certain of its affiliates on their own initiative have agreed to waive certain amounts of their respective fees and/or reimburse expenses. Total annual fund operating expenses (excluding interest expense, extraordinary expenses and proxy-related expenses, if any) paid by the Fund’s CS class (after the voluntary waivers and/or reimbursements) will not exceed 1.05% (the “Fee Limit”) up to but not including the later of (the “Termination Date”): (a) October 1, 2025; or (b) the date of the Fund’s next effective Prospectus. While the Adviser and its affiliates currently do not anticipate terminating or increasing these arrangements prior to the Termination Date, these arrangements may only be terminated or the Fee Limit increased prior to the Termination Date with the agreement of the Fund’s Board of Trustees.

Example

This Example is intended to help you compare the cost of investing in the Fund with the cost of investing in other mutual funds.

The Example assumes that you invest \$10,000 for the time periods indicated and then redeem or hold all of your Shares at the end of those periods. The Example also assumes that your investment has a 5% return each year and that operating expenses remain the same. The Example does not reflect sales charges (loads) on reinvested dividends. If these sales charges (loads) were included, your costs would be higher. Although your actual costs and returns may be higher or lower, based on these assumptions your costs would be:

1 Year	\$ 121
3 Years	\$ 378
5 Years	\$ 654
10 Years	\$1,443

RISK/RETURN SUMMARY: INVESTMENTS, RISKS AND PERFORMANCE

What are the Fund's Main Investment Strategies?

The Fund invests primarily in a portfolio of high-quality, dollar-denominated, fixed-income securities which: (1) are issued by banks and corporations in the U.S. and other countries and the U.S. government; and (2) mature in 397 days or less. The Fund's Adviser actively manages the Fund's portfolio, seeking to limit the credit risk taken by the Fund and to select investments with appropriate risk-adjusted returns.

Certain of the government securities in which the Fund invests are not backed by the full faith and credit of the U.S. government, such as those issued by the Federal Home Loan Mortgage Corporation ("Freddie Mac"), the Federal National Mortgage Association ("Fannie Mae") and the Federal Home Loan Bank System. These entities are, however, supported through federal subsidies, loans or other benefits. The Fund may also invest in government securities that are supported by the full faith and credit of the U.S. government, such as those issued by the Government National Mortgage Association ("Ginnie Mae"). The Fund may invest in government securities that are issued by entities whose activities are sponsored by the federal government, but that have no explicit financial support. As an efficient and cost-effective means of managing cash, the Fund may also invest in affiliated money market funds. These investments will be made pursuant to Rule 12d1-1 of the Investment Company Act of 1940, as amended ("1940 Act").

In pursuing its investment objective and implementing its investment strategies, the Fund will comply with Rule 2a-7 under the 1940 Act ("Rule 2a-7").

What are the Main Risks of Investing in the Fund?

Pursuant to Rule 2a-7 the Fund is designated as a "retail" money market fund and is permitted to use amortized cost to value its portfolio securities and to transact at a stable \$1.00 net asset value. As a retail money market fund, the Fund has adopted policies and procedures reasonably designed to limit investments in the Fund to accounts beneficially owned by natural persons.

All mutual funds take investment risks. Therefore, even though the Fund is a money market fund that seeks to maintain a stable NAV, it is possible to lose money by investing in the Fund. The primary factors that may negatively impact the Fund's ability to maintain a stable NAV, delay the payment of redemptions by the Fund, or reduce the Fund's daily dividends include:

- **Issuer Credit Risk.** It is possible that interest or principal on securities will not be paid when due. Money market funds try to minimize this risk by purchasing higher-quality securities.
- **Counterparty Credit Risk.** A party to a transaction involving the Fund may fail to meet its obligations. This could cause the Fund to lose money or to lose the benefit of the transaction or prevent the Fund from selling or buying other securities to implement its investment strategies.
- **Liquidity Fees Risk.** Pursuant to Rule 2a-7, the Fund may impose discretionary liquidity fees on redemptions subject to a determination by the Fund's Board, or its delegate, that such a liquidity fee is in the Fund's best interests. Such determination will be based on current market conditions and the Fund's particular circumstances, and it is expected that such fee would be imposed, if at all, during periods of extraordinary market stress. If the Fund's Board, including a majority of the Independent Trustees, or its delegate, determines that imposing a liquidity fee is in the Fund's best interests, the Fund will impose a discretionary liquidity fee not to exceed 2% of the value of the shares redeemed. The liquidity fee would be applied to all Fund redemptions and would remain in effect until the Fund's Board, or its delegate, determines that the fee is no longer in the Fund's best interests. If the Fund imposes a liquidity fee, depending on how the redemption order is communicated, the proceeds delivered may be for an amount that is less than the original redemption.

- **Interest Rate Risk.** Prices of fixed-income securities generally fall when interest rates rise. Recent and potential future changes in monetary policy made by central banks and/or their governments are likely to affect the level of interest rates. Very low or negative interest rates magnify interest rate risk. During periods when interest rates are low or there are negative interest rates, the Fund's yield (and total return) also is likely to be lower or the Fund may be unable to maintain a positive return, or yield, or a stable NAV.
- **Liquidity Risk.** Liquidity risk is the risk that the Fund will experience significant net redemptions of Fund Shares at a time when it cannot find willing buyers for its portfolio securities or can only sell its portfolio securities at a material loss.
- **Concentration Risk.** Because the Fund concentrates its investments in one industry by investing more than 25% of its total assets in the financial services industry, its performance depends in large part on the performance of that industry. As a result, the value of an investment may fluctuate more widely since it is more susceptible to market, economic, political, regulatory, and other conditions and risks affecting that industry than a fund that invests more broadly across industries and sectors.
- **Call Risk.** The Fund's performance may be adversely affected by the possibility that an issuer of a security held by the Fund may redeem the security prior to maturity at a price below or above its current market value.
- **Credit Enhancement Risk.** The securities in which the Fund invests may be subject to credit enhancement (for example, guarantees, letters of credit or bond insurance). If the credit quality of the credit enhancement provider (for example, a bank or bond insurer) is downgraded, a security credit enhanced by such credit enhancement provider also may be downgraded. Having multiple securities credit enhanced by the same enhancement provider will increase the adverse effects on the Fund that are likely to result from a downgrading of, or a default by, such an enhancement provider. Adverse developments in the banking or bond insurance industries also may negatively affect the Fund, as the Fund may invest in securities credit enhanced by banks or by bond insurers without limit.
- **Risk of Foreign Investing.** Because the Fund invests in securities issued by foreign companies, the Fund may be more affected by foreign economic and political conditions, taxation policies and accounting and auditing standards than would otherwise be the case.
- **Prepayment and Extension Risk.** The Fund may invest in asset-backed and mortgage-backed securities, which may be subject to prepayment risk. If interest rates fall, and unscheduled prepayments on such securities accelerate, the Fund will be required to reinvest the proceeds at the lower interest rates then available. Also, when interest rates fall, the price of mortgage-backed securities may not rise to as great an extent as that of other fixed-income securities. When interest rates rise, homeowners are less likely to prepay their mortgages. A decreased rate of prepayments lengthens the expected maturity of a mortgage-backed security, and the price of mortgage-backed securities may decrease more than the price of other fixed-income securities when interest rates rise.
- **Risk Associated with Investing Share Purchase Proceeds.** On days during which there are net purchases of Fund Shares, the Fund must invest the proceeds at prevailing market yields or hold cash. If the Fund holds cash, or if the yield of the securities purchased is less than that of the securities already in the portfolio, the Fund's yield will likely decrease. Conversely, net purchases on days on which short-term yields rise will likely cause the Fund's yield to increase. In the event of significant changes in short-term yields or significant net purchases, the Fund retains the discretion to close to new investments. However, the Fund is not required to close, and no assurance can be given that this will be done in any given circumstance.
- **Risk Associated with use of Amortized Cost.** In the unlikely event that the Fund's Board of Trustees ("Board") were to determine, pursuant to Rule 2a-7, that the extent of the deviation between the Fund's amortized cost per Share and its market-based NAV per Share may result in material dilution or other unfair results to shareholders, the Board will cause the Fund to take such action as it deems appropriate to eliminate or reduce to the extent practicable such dilution or unfair results.
- **Additional Factors Affecting Yield.** There is no guarantee that the Fund will provide a certain level of income or that any such income will exceed the rate of inflation. Further, the Fund's yield will vary. Periods of very low or negative interest rates impact, in a negative way, the Fund's ability to maintain a positive return, or yield, or pay dividends to Fund shareholders.
- **Risk Related to the Economy.** The value of the Fund's portfolio may decline in tandem with a drop in the overall value of the markets in which the Fund invests and/or other markets. Economic, political and financial conditions, industry or economic trends and developments or public health risks, such as epidemics or pandemics, may, from time to time, and for varying periods of time, cause the Fund to experience volatility, illiquidity, shareholder redemptions, or other potentially adverse effects.

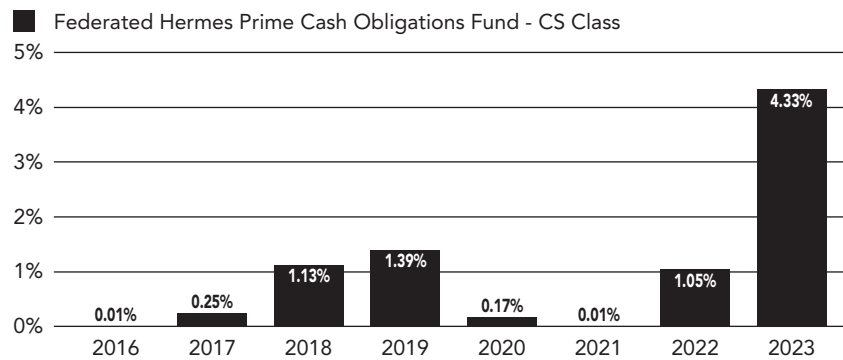
■ **Technology Risk.** The Adviser uses various technologies in managing the Fund, consistent with its investment objective(s) and strategy described in this Prospectus. For example, proprietary and third-party data and systems are utilized to support decision making for the Fund. Data imprecision, software or other technology malfunctions, programming inaccuracies and similar circumstances may impair the performance of these systems, which may negatively affect Fund performance.

You could lose money by investing in the Fund. Although the Fund seeks to preserve the value of your investment at \$1.00 per share, it cannot guarantee it will do so. The Fund may impose a fee upon the sale of your shares. An investment in the Fund is not a bank account and is not insured or guaranteed by the Federal Deposit Insurance Corporation or any other government agency. The Fund’s sponsor is not required to reimburse the Fund for losses, and you should not expect that the sponsor will provide financial support to the Fund at any time, including during periods of market stress.

PERFORMANCE: BAR CHART AND TABLE

Risk/Return Bar Chart

The bar chart and performance table below reflect historical performance data for the Fund and are intended to help you analyze the Fund’s investment risks in light of its historical returns. The bar chart shows the variability of the Fund’s CS Shares total returns on a calendar year-by-year basis. The Average Annual Total Return Table shows returns *averaged* over the stated periods. *The Fund’s performance will fluctuate, and past performance (before and after taxes) is not necessarily an indication of future results.* Updated performance information for the Fund is available under the “Products” section at FederatedHermes.com/us or by calling 1-800-341-7400.



The Fund’s CS class total return for the six-month period from January 1, 2024 to June 30, 2024, was 2.28%.

Within the periods shown in the bar chart, the Fund’s CS class highest quarterly return was 1.16% (quarter ended December 31, 2023). Its lowest quarterly return was 0.00% (quarter ended March 31, 2022).

Average Annual Total Return Table

The following table represents the Fund’s CS class Average Annual Total Returns for the calendar period ended December 31, 2023.

Share Class	1 Year	5 Years	Since Inception
CS:	4.33%	1.38%	0.96%
Inception Date:	06/02/2015		

The Fund’s CS class 7-Day Net Yield as of December 31, 2023, was 4.60%. You may go to FederatedHermes.com/us or call the Fund at 1-800-341-7400 for the current 7-Day Net Yield.

FUND MANAGEMENT

The Fund's Investment Adviser is Federated Investment Management Company.

PURCHASE AND SALE OF FUND SHARES

The minimum initial investment amount for the Fund's CS class is generally \$10,000 and the minimum subsequent investment amount is \$250. There is no minimum initial or subsequent investment amount required for employer-sponsored retirement plans; however, such accounts remain subject to the Fund's policy on "Accounts with Low Balances" as discussed later in this Prospectus. Certain types of accounts are eligible for lower minimum investments. The minimum investment amount for Systematic Investment Programs is \$50.

Financial intermediaries may impose higher or lower minimum investment requirements on their customers than those imposed by the Fund. If an intermediary's aggregate account (omnibus account) meets the Fund's investment minimum requirements, there is no minimum requirement for the underlying sub-accounts. Keep in mind that financial intermediaries may charge you fees for their services in connection with your Share transactions.

You may purchase, redeem or exchange Shares of the Fund on any day the New York Stock Exchange (NYSE) is open. Shares may be purchased through a financial intermediary or directly from the Fund, by wire or by check. Please note that certain purchase restrictions may apply. Redeem or exchange Shares through a financial intermediary or directly from the Fund by telephone at 1-800-341-7400 or by mail.

The Fund operates as a retail money market fund. Accordingly, only accounts beneficially owned by natural persons ("Eligible Accounts") may be invested in the Fund. Accounts that are not Eligible Accounts are not permitted to invest in the Fund and will be redeemed in accordance with policies and procedures adopted by the Fund's Board.

Neither the Fund nor the Adviser will be responsible for any loss of income in an investor's account or tax liability resulting from an involuntary redemption.

TAX INFORMATION

The Fund's distributions are taxable as ordinary income or capital gains except when your investment is through a 401(k) plan, an Individual Retirement Account or other tax-advantaged investment plan.

PAYMENTS TO BROKER-DEALERS AND OTHER FINANCIAL INTERMEDIARIES

If you purchase the Fund through a broker-dealer or other financial intermediary (such as a bank), the Fund and/or its related companies may pay the intermediary for the sale of Fund Shares and related services. These payments may create a conflict of interest by influencing the broker-dealer or other intermediary and your salesperson to recommend the Fund over another investment. Ask your salesperson or visit your financial intermediary's website for more information.

Fund Summary Information – Capital Shares

Federated Hermes Prime Cash Obligations Fund (the “Fund”)

RISK/RETURN SUMMARY: INVESTMENT OBJECTIVE

The Fund is a money market fund that seeks to maintain a stable net asset value (NAV) of \$1.00 per Share. The Fund’s investment objective is to provide current income consistent with stability of principal and liquidity. The investment objective may be changed by the Fund’s Board of Trustees without Shareholder approval.

RISK/RETURN SUMMARY: FEES AND EXPENSES

This table describes the fees and expenses that you may pay if you buy, hold and sell Capital Shares (CAP) of the Fund. **You may pay other fees, such as brokerage commissions and other fees to financial intermediaries, which are not reflected in the tables and examples below.**

Shareholder Fees (fees paid directly from your investment)

	CAP
Maximum Sales Charge (Load) Imposed on Purchases (as a percentage of offering price)	None
Maximum Deferred Sales Charge (Load) (as a percentage of original purchase price or redemption proceeds, as applicable)	None
Maximum Sales Charge (Load) Imposed on Reinvested Dividends (and other Distributions) (as a percentage of offering price)	None
Redemption Fee (as a percentage of amount redeemed, if applicable)	None
Exchange Fee	None

Annual Fund Operating Expenses (expenses that you pay each year as a percentage of the value of your investment)

	CAP
Management Fee	0.15%
Distribution (12b-1) Fee	None
Other Expenses	0.34%
Total Annual Fund Operating Expenses	0.49%
Fee Waivers and/or Expense Reimbursements ¹	(0.19)%
Total Annual Fund Operating Expenses After Fee Waivers and/or Expense Reimbursements	0.30%

¹ The Adviser and certain of its affiliates on their own initiative have agreed to waive certain amounts of their respective fees and/or reimburse expenses. Total annual fund operating expenses (excluding interest expense, extraordinary expenses and proxy-related expenses, if any) paid by the Fund’s CAP class (after the voluntary waivers and/or reimbursements) will not exceed 0.30% (the “Fee Limit”) up to but not including the later of (the “Termination Date”): (a) October 1, 2025; or (b) the date of the Fund’s next effective Prospectus. While the Adviser and its affiliates currently do not anticipate terminating or increasing these arrangements prior to the Termination Date, these arrangements may only be terminated or the Fee Limit increased prior to the Termination Date with the agreement of the Fund’s Board of Trustees.

Example

This Example is intended to help you compare the cost of investing in the Fund with the cost of investing in other mutual funds.

The Example assumes that you invest \$10,000 for the time periods indicated and then redeem or hold all of your Shares at the end of those periods. The Example also assumes that your investment has a 5% return each year and that operating expenses remain the same. The Example does not reflect sales charges (loads) on reinvested dividends. If these sales charges (loads) were included, your costs would be higher. Although your actual costs and returns may be higher or lower, based on these assumptions your costs would be:

1 Year	\$ 50
3 Years	\$157
5 Years	\$274
10 Years	\$616

RISK/RETURN SUMMARY: INVESTMENTS, RISKS AND PERFORMANCE

What are the Fund's Main Investment Strategies?

The Fund invests primarily in a portfolio of high-quality, dollar-denominated, fixed-income securities which: (1) are issued by banks and corporations in the U.S. and other countries and the U.S. government; and (2) mature in 397 days or less. The Fund's Adviser actively manages the Fund's portfolio, seeking to limit the credit risk taken by the Fund and to select investments with appropriate risk-adjusted returns.

Certain of the government securities in which the Fund invests are not backed by the full faith and credit of the U.S. government, such as those issued by the Federal Home Loan Mortgage Corporation ("Freddie Mac"), the Federal National Mortgage Association ("Fannie Mae") and the Federal Home Loan Bank System. These entities are, however, supported through federal subsidies, loans or other benefits. The Fund may also invest in government securities that are supported by the full faith and credit of the U.S. government, such as those issued by the Government National Mortgage Association ("Ginnie Mae"). The Fund may invest in government securities that are issued by entities whose activities are sponsored by the federal government, but that have no explicit financial support. As an efficient and cost-effective means of managing cash, the Fund may also invest in affiliated money market funds. These investments will be made pursuant to Rule 12d1-1 of the Investment Company Act of 1940, as amended ("1940 Act").

In pursuing its investment objective and implementing its investment strategies, the Fund will comply with Rule 2a-7 under the 1940 Act ("Rule 2a-7").

What are the Main Risks of Investing in the Fund?

Pursuant to Rule 2a-7 the Fund is designated as a "retail" money market fund and is permitted to use amortized cost to value its portfolio securities and to transact at a stable \$1.00 net asset value. As a retail money market fund, the Fund has adopted policies and procedures reasonably designed to limit investments in the Fund to accounts beneficially owned by natural persons.

All mutual funds take investment risks. Therefore, even though the Fund is a money market fund that seeks to maintain a stable NAV, it is possible to lose money by investing in the Fund. The primary factors that may negatively impact the Fund's ability to maintain a stable NAV, delay the payment of redemptions by the Fund, or reduce the Fund's daily dividends include:

- **Issuer Credit Risk.** It is possible that interest or principal on securities will not be paid when due. Money market funds try to minimize this risk by purchasing higher-quality securities.
- **Counterparty Credit Risk.** A party to a transaction involving the Fund may fail to meet its obligations. This could cause the Fund to lose money or to lose the benefit of the transaction or prevent the Fund from selling or buying other securities to implement its investment strategies.
- **Liquidity Fees Risk.** Pursuant to Rule 2a-7, the Fund may impose discretionary liquidity fees on redemptions subject to a determination by the Fund's Board, or its delegate, that such a liquidity fee is in the Fund's best interests. Such determination will be based on current market conditions and the Fund's particular circumstances, and it is expected that such fee would be imposed, if at all, during periods of extraordinary market stress. If the Fund's Board, including a majority of the Independent Trustees, or its delegate, determines that imposing a liquidity fee is in the Fund's best interests, the Fund will impose a discretionary liquidity fee not to exceed 2% of the value of the shares redeemed. The liquidity fee would be applied to all Fund redemptions and would remain in effect until the Fund's Board, or its delegate, determines that the fee is no longer in the Fund's best interests. If the Fund imposes a liquidity fee, depending on how the redemption order is communicated, the proceeds delivered may be for an amount that is less than the original redemption.
- **Interest Rate Risk.** Prices of fixed-income securities generally fall when interest rates rise. Recent and potential future changes in monetary policy made by central banks and/or their governments are likely to affect the level of interest rates. Very low or negative interest rates magnify interest rate risk. During periods when interest rates are low or there are negative interest rates, the Fund's yield (and total return) also is likely to be lower or the Fund may be unable to maintain a positive return, or yield, or a stable NAV.
- **Liquidity Risk.** Liquidity risk is the risk that the Fund will experience significant net redemptions of Fund Shares at a time when it cannot find willing buyers for its portfolio securities or can only sell its portfolio securities at a material loss.
- **Concentration Risk.** Because the Fund concentrates its investments in one industry by investing more than 25% of its total assets in the financial services industry, its performance depends in large part on the performance of that industry. As a result, the value of an investment may fluctuate more widely since it is more susceptible to market, economic, political, regulatory, and other conditions and risks affecting that industry than a fund that invests more broadly across industries and sectors.

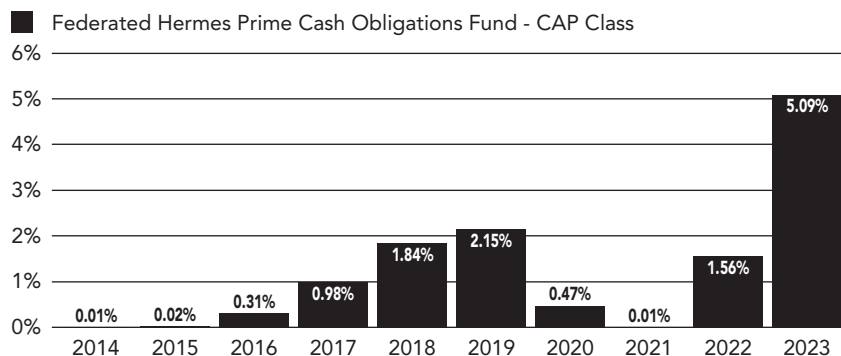
- **Call Risk.** The Fund's performance may be adversely affected by the possibility that an issuer of a security held by the Fund may redeem the security prior to maturity at a price below or above its current market value.
- **Credit Enhancement Risk.** The securities in which the Fund invests may be subject to credit enhancement (for example, guarantees, letters of credit or bond insurance). If the credit quality of the credit enhancement provider (for example, a bank or bond insurer) is downgraded, a security credit enhanced by such credit enhancement provider also may be downgraded. Having multiple securities credit enhanced by the same enhancement provider will increase the adverse effects on the Fund that are likely to result from a downgrading of, or a default by, such an enhancement provider. Adverse developments in the banking or bond insurance industries also may negatively affect the Fund, as the Fund may invest in securities credit enhanced by banks or by bond insurers without limit.
- **Risk of Foreign Investing.** Because the Fund invests in securities issued by foreign companies, the Fund may be more affected by foreign economic and political conditions, taxation policies and accounting and auditing standards than would otherwise be the case.
- **Prepayment and Extension Risk.** The Fund may invest in asset-backed and mortgage-backed securities, which may be subject to prepayment risk. If interest rates fall, and unscheduled prepayments on such securities accelerate, the Fund will be required to reinvest the proceeds at the lower interest rates then available. Also, when interest rates fall, the price of mortgage-backed securities may not rise to as great an extent as that of other fixed-income securities. When interest rates rise, homeowners are less likely to prepay their mortgages. A decreased rate of prepayments lengthens the expected maturity of a mortgage-backed security, and the price of mortgage-backed securities may decrease more than the price of other fixed-income securities when interest rates rise.
- **Risk Associated with Investing Share Purchase Proceeds.** On days during which there are net purchases of Fund Shares, the Fund must invest the proceeds at prevailing market yields or hold cash. If the Fund holds cash, or if the yield of the securities purchased is less than that of the securities already in the portfolio, the Fund's yield will likely decrease. Conversely, net purchases on days on which short-term yields rise will likely cause the Fund's yield to increase. In the event of significant changes in short-term yields or significant net purchases, the Fund retains the discretion to close to new investments. However, the Fund is not required to close, and no assurance can be given that this will be done in any given circumstance.
- **Risk Associated with use of Amortized Cost.** In the unlikely event that the Fund's Board of Trustees ("Board") were to determine, pursuant to Rule 2a-7, that the extent of the deviation between the Fund's amortized cost per Share and its market-based NAV per Share may result in material dilution or other unfair results to shareholders, the Board will cause the Fund to take such action as it deems appropriate to eliminate or reduce to the extent practicable such dilution or unfair results.
- **Additional Factors Affecting Yield.** There is no guarantee that the Fund will provide a certain level of income or that any such income will exceed the rate of inflation. Further, the Fund's yield will vary. Periods of very low or negative interest rates impact, in a negative way, the Fund's ability to maintain a positive return, or yield, or pay dividends to Fund shareholders.
- **Risk Related to the Economy.** The value of the Fund's portfolio may decline in tandem with a drop in the overall value of the markets in which the Fund invests and/or other markets. Economic, political and financial conditions, industry or economic trends and developments or public health risks, such as epidemics or pandemics, may, from time to time, and for varying periods of time, cause the Fund to experience volatility, illiquidity, shareholder redemptions, or other potentially adverse effects.
- **Technology Risk.** The Adviser uses various technologies in managing the Fund, consistent with its investment objective(s) and strategy described in this Prospectus. For example, proprietary and third-party data and systems are utilized to support decision making for the Fund. Data imprecision, software or other technology malfunctions, programming inaccuracies and similar circumstances may impair the performance of these systems, which may negatively affect Fund performance.

You could lose money by investing in the Fund. Although the Fund seeks to preserve the value of your investment at \$1.00 per share, it cannot guarantee it will do so. The Fund may impose a fee upon the sale of your shares. An investment in the Fund is not a bank account and is not insured or guaranteed by the Federal Deposit Insurance Corporation or any other government agency. The Fund's sponsor is not required to reimburse the Fund for losses, and you should not expect that the sponsor will provide financial support to the Fund at any time, including during periods of market stress.

PERFORMANCE: BAR CHART AND TABLE

Risk/Return Bar Chart

The bar chart and performance table shown below reflect historical performance data for the Fund and are intended to help you analyze the Fund’s investment risks in light of its historical returns. The bar chart shows the variability of the Fund’s CAP class total returns on a calendar year-by-year basis. The Average Annual Total Return Table shows returns averaged over the stated periods. *The Fund’s performance will fluctuate, and past performance (before and after taxes) is not necessarily an indication of future results.* Updated performance information for the Fund is available under the “Products” section at [FederatedHermes.com/us](https://www.federatedhermes.com/us) or by calling 1-800-341-7400.



The Fund’s CAP class total return for the six-month period from January 1, 2024 to June 30, 2024, was 2.65%.

Within the periods shown in the bar chart, the Fund’s CAP class highest quarterly return was 1.34% (quarter ended December 31, 2023). Its lowest quarterly return was 0.00% (quarter ended December 31, 2021).

Average Annual Total Return Table

The following table represents the Fund’s CAP class Average Annual Total Returns for the calendar period ended December 31, 2023.

Share Class	1 Year	5 Years	10 Years
CAP:	5.09%	1.84%	1.23%

The Fund’s CAP class 7-Day Net Yield as of December 31, 2023, was 5.34%. You may go to [FederatedHermes.com/us](https://www.federatedhermes.com/us) or call the Fund at 1-800-341-7400 for the current 7-Day Net Yield.

FUND MANAGEMENT

The Fund's Investment Adviser is Federated Investment Management Company.

PURCHASE AND SALE OF FUND SHARES

The minimum initial investment amount for the Fund's CAP class is generally \$500,000 and there is no minimum subsequent investment amount. There is no minimum initial or subsequent investment amount required for employer-sponsored retirement plans; however, such accounts remain subject to the Fund's policy on "Accounts with Low Balances" as discussed later in this Prospectus. Certain types of accounts are eligible for lower minimum investments. The minimum investment amount for Systematic Investment Programs is \$50.

Financial intermediaries may impose higher or lower minimum investment requirements on their customers than those imposed by the Fund. If an intermediary's aggregate account (omnibus account) meets the Fund's investment minimum requirements, there is no minimum requirement for the underlying sub-accounts. Keep in mind that financial intermediaries may charge you fees for their services in connection with your Share transactions.

You may purchase, redeem or exchange Shares of the Fund on any day the New York Stock Exchange (NYSE) is open. Shares may be purchased through a financial intermediary or directly from the Fund, by wire or by check. Please note that certain purchase restrictions may apply. Redeem or exchange Shares through a financial intermediary or directly from the Fund by telephone at 1-800-341-7400 or by mail.

The Fund operates as a retail money market fund. Accordingly, only accounts beneficially owned by natural persons ("Eligible Accounts") may be invested in the Fund. Accounts that are not Eligible Accounts are not permitted to invest in the Fund and will be redeemed in accordance with policies and procedures adopted by the Fund's Board.

Neither the Fund nor the Adviser will be responsible for any loss of income in an investor's account or tax liability resulting from an involuntary redemption.

TAX INFORMATION

The Fund's distributions are taxable as ordinary income or capital gains except when your investment is through a 401(k) plan, an Individual Retirement Account or other tax-advantaged investment plan.

PAYMENTS TO BROKER-DEALERS AND OTHER FINANCIAL INTERMEDIARIES

If you purchase the Fund through a broker-dealer or other financial intermediary (such as a bank), the Fund and/or its related companies may pay the intermediary for the sale of Fund Shares and related services. These payments may create a conflict of interest by influencing the broker-dealer or other intermediary and your salesperson to recommend the Fund over another investment. Ask your salesperson or visit your financial intermediary's website for more information.

Fund Summary Information – Trust Shares

Federated Hermes Prime Cash Obligations Fund (the “Fund”)

RISK/RETURN SUMMARY: INVESTMENT OBJECTIVE

The Fund is a money market fund that seeks to maintain a stable net asset value (NAV) of \$1.00 per Share. The Fund’s investment objective is to provide current income consistent with stability of principal and liquidity. The investment objective may be changed by the Fund’s Board of Trustees without Shareholder approval.

RISK/RETURN SUMMARY: FEES AND EXPENSES

This table describes the fees and expenses that you may pay if you buy, hold and sell Trust Shares (TR) of the Fund. **You may pay other fees, such as brokerage commissions and other fees to financial intermediaries, which are not reflected in the tables and examples below.**

Shareholder Fees (fees paid directly from your investment)

	TR
Maximum Sales Charge (Load) Imposed on Purchases (as a percentage of offering price)	None
Maximum Deferred Sales Charge (Load) (as a percentage of original purchase price or redemption proceeds, as applicable)	None
Maximum Sales Charge (Load) Imposed on Reinvested Dividends (and other Distributions) (as a percentage of offering price)	None
Redemption Fee (as a percentage of amount redeemed, if applicable)	None
Exchange Fee	None

Annual Fund Operating Expenses (expenses that you pay each year as a percentage of the value of your investment)

	TR
Management Fee	0.15%
Distribution (12b-1) Fee	0.25%
Other Expenses	0.34%
Total Annual Fund Operating Expenses	0.74%
Fee Waivers and/or Expense Reimbursements ¹	(0.04)%
Total Annual Fund Operating Expenses After Fee Waivers and/or Expense Reimbursements	0.70%

¹ The Adviser and certain of its affiliates, on their own initiative, have agreed to waive certain amounts of their respective fees and/or reimburse expenses. Total annual fund operating expenses (excluding interest expense, extraordinary expenses and proxy-related expenses, if any) paid by the Fund’s TR class (after the voluntary waivers and/or reimbursements) will not exceed 0.70% (the “Fee Limit”) up to but not including the later of (the “Termination Date”): (a) October 1, 2025; or (b) the date of the Fund’s next effective Prospectus. While the Adviser and its affiliates currently do not anticipate terminating or increasing these arrangements prior to the Termination Date, these arrangements may only be terminated or the Fee Limit increased prior to the Termination Date with the agreement of the Fund’s Board of Trustees.

Example

This Example is intended to help you compare the cost of investing in the Fund with the cost of investing in other mutual funds.

The Example assumes that you invest \$10,000 for the time periods indicated and then redeem or hold all of your Shares at the end of those periods. The Example also assumes that your investment has a 5% return each year and that operating expenses remain the same. The Example does not reflect sales charges (loads) on reinvested dividends. If these sales charges (loads) were included, your costs would be higher. Although your actual costs and returns may be higher or lower, based on these assumptions your costs would be:

1 Year	\$ 76
3 Years	\$237
5 Years	\$411
10 Years	\$918

RISK/RETURN SUMMARY: INVESTMENTS, RISKS AND PERFORMANCE

What are the Fund's Main Investment Strategies?

The Fund invests primarily in a portfolio of high-quality, dollar-denominated, fixed-income securities which: (1) are issued by banks and corporations in the U.S. and other countries and the U.S. government; and (2) mature in 397 days or less. The Fund's Adviser actively manages the Fund's portfolio, seeking to limit the credit risk taken by the Fund and to select investments with appropriate risk-adjusted returns.

Certain of the government securities in which the Fund invests are not backed by the full faith and credit of the U.S. government, such as those issued by the Federal Home Loan Mortgage Corporation ("Freddie Mac"), the Federal National Mortgage Association ("Fannie Mae") and the Federal Home Loan Bank System. These entities are, however, supported through federal subsidies, loans or other benefits. The Fund may also invest in government securities that are supported by the full faith and credit of the U.S. government, such as those issued by the Government National Mortgage Association ("Ginnie Mae"). The Fund may invest in government securities that are issued by entities whose activities are sponsored by the federal government, but that have no explicit financial support. As an efficient and cost-effective means of managing cash, the Fund may also invest in affiliated money market funds. These investments will be made pursuant to Rule 12d1-1 of the Investment Company Act of 1940, as amended ("1940 Act").

In pursuing its investment objective and implementing its investment strategies, the Fund will comply with Rule 2a-7 under the 1940 Act ("Rule 2a-7").

What are the Main Risks of Investing in the Fund?

Pursuant to Rule 2a-7 the Fund is designated as a "retail" money market fund and is permitted to use amortized cost to value its portfolio securities and to transact at a stable \$1.00 net asset value. As a retail money market fund, the Fund has adopted policies and procedures reasonably designed to limit investments in the Fund to accounts beneficially owned by natural persons.

All mutual funds take investment risks. Therefore, even though the Fund is a money market fund that seeks to maintain a stable NAV, it is possible to lose money by investing in the Fund. The primary factors that may negatively impact the Fund's ability to maintain a stable NAV, delay the payment of redemptions by the Fund, or reduce the Fund's daily dividends include:

- **Issuer Credit Risk.** It is possible that interest or principal on securities will not be paid when due. Money market funds try to minimize this risk by purchasing higher-quality securities.
- **Counterparty Credit Risk.** A party to a transaction involving the Fund may fail to meet its obligations. This could cause the Fund to lose money or to lose the benefit of the transaction or prevent the Fund from selling or buying other securities to implement its investment strategies.
- **Liquidity Fees Risk.** Pursuant to Rule 2a-7, the Fund may impose discretionary liquidity fees on redemptions subject to a determination by the Fund's Board, or its delegate, that such a liquidity fee is in the Fund's best interests. Such determination will be based on current market conditions and the Fund's particular circumstances, and it is expected that such fee would be imposed, if at all, during periods of extraordinary market stress. If the Fund's Board, including a majority of the Independent Trustees, or its delegate, determines that imposing a liquidity fee is in the Fund's best interests, the Fund will impose a discretionary liquidity fee not to exceed 2% of the value of the shares redeemed. The liquidity fee would be applied to all Fund redemptions and would remain in effect until the Fund's Board, or its delegate, determines that the fee is no longer in the Fund's best interests. If the Fund imposes a liquidity fee, depending on how the redemption order is communicated, the proceeds delivered may be for an amount that is less than the original redemption.
- **Interest Rate Risk.** Prices of fixed-income securities generally fall when interest rates rise. Recent and potential future changes in monetary policy made by central banks and/or their governments are likely to affect the level of interest rates. Very low or negative interest rates magnify interest rate risk. During periods when interest rates are low or there are negative interest rates, the Fund's yield (and total return) also is likely to be lower or the Fund may be unable to maintain a positive return, or yield, or a stable NAV.
- **Liquidity Risk.** Liquidity risk is the risk that the Fund will experience significant net redemptions of Fund Shares at a time when it cannot find willing buyers for its portfolio securities or can only sell its portfolio securities at a material loss.
- **Concentration Risk.** Because the Fund concentrates its investments in one industry by investing more than 25% of its total assets in the financial services industry, its performance depends in large part on the performance of that industry. As a result, the value of an investment may fluctuate more widely since it is more susceptible to market, economic, political, regulatory, and other conditions and risks affecting that industry than a fund that invests more broadly across industries and sectors.

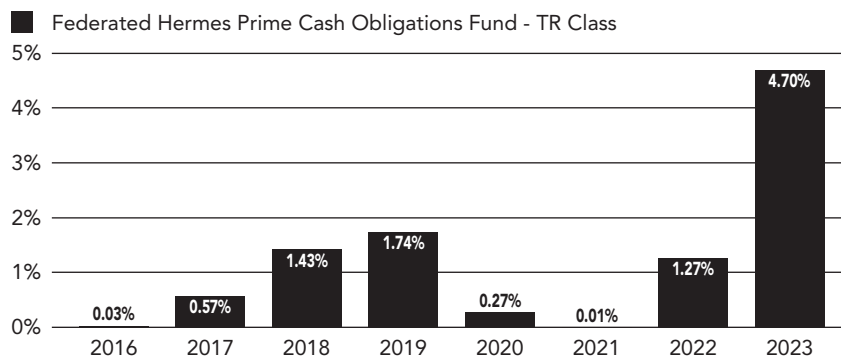
- **Call Risk.** The Fund's performance may be adversely affected by the possibility that an issuer of a security held by the Fund may redeem the security prior to maturity at a price below or above its current market value.
- **Credit Enhancement Risk.** The securities in which the Fund invests may be subject to credit enhancement (for example, guarantees, letters of credit or bond insurance). If the credit quality of the credit enhancement provider (for example, a bank or bond insurer) is downgraded, a security credit enhanced by such credit enhancement provider also may be downgraded. Having multiple securities credit enhanced by the same enhancement provider will increase the adverse effects on the Fund that are likely to result from a downgrading of, or a default by, such an enhancement provider. Adverse developments in the banking or bond insurance industries also may negatively affect the Fund, as the Fund may invest in securities credit enhanced by banks or by bond insurers without limit.
- **Risk of Foreign Investing.** Because the Fund invests in securities issued by foreign companies, the Fund may be more affected by foreign economic and political conditions, taxation policies and accounting and auditing standards than would otherwise be the case.
- **Prepayment and Extension Risk.** The Fund may invest in asset-backed and mortgage-backed securities, which may be subject to prepayment risk. If interest rates fall, and unscheduled prepayments on such securities accelerate, the Fund will be required to reinvest the proceeds at the lower interest rates then available. Also, when interest rates fall, the price of mortgage-backed securities may not rise to as great an extent as that of other fixed-income securities. When interest rates rise, homeowners are less likely to prepay their mortgages. A decreased rate of prepayments lengthens the expected maturity of a mortgage-backed security, and the price of mortgage-backed securities may decrease more than the price of other fixed-income securities when interest rates rise.
- **Risk Associated with Investing Share Purchase Proceeds.** On days during which there are net purchases of Fund Shares, the Fund must invest the proceeds at prevailing market yields or hold cash. If the Fund holds cash, or if the yield of the securities purchased is less than that of the securities already in the portfolio, the Fund's yield will likely decrease. Conversely, net purchases on days on which short-term yields rise will likely cause the Fund's yield to increase. In the event of significant changes in short-term yields or significant net purchases, the Fund retains the discretion to close to new investments. However, the Fund is not required to close, and no assurance can be given that this will be done in any given circumstance.
- **Risk Associated with use of Amortized Cost.** In the unlikely event that the Fund's Board of Trustees ("Board") were to determine, pursuant to Rule 2a-7, that the extent of the deviation between the Fund's amortized cost per Share and its market-based NAV per Share may result in material dilution or other unfair results to shareholders, the Board will cause the Fund to take such action as it deems appropriate to eliminate or reduce to the extent practicable such dilution or unfair results.
- **Additional Factors Affecting Yield.** There is no guarantee that the Fund will provide a certain level of income or that any such income will exceed the rate of inflation. Further, the Fund's yield will vary. Periods of very low or negative interest rates impact, in a negative way, the Fund's ability to maintain a positive return, or yield, or pay dividends to Fund shareholders.
- **Risk Related to the Economy.** The value of the Fund's portfolio may decline in tandem with a drop in the overall value of the markets in which the Fund invests and/or other markets. Economic, political and financial conditions, industry or economic trends and developments or public health risks, such as epidemics or pandemics, may, from time to time, and for varying periods of time, cause the Fund to experience volatility, illiquidity, shareholder redemptions, or other potentially adverse effects.
- **Technology Risk.** The Adviser uses various technologies in managing the Fund, consistent with its investment objective(s) and strategy described in this Prospectus. For example, proprietary and third-party data and systems are utilized to support decision making for the Fund. Data imprecision, software or other technology malfunctions, programming inaccuracies and similar circumstances may impair the performance of these systems, which may negatively affect Fund performance.

You could lose money by investing in the Fund. Although the Fund seeks to preserve the value of your investment at \$1.00 per share, it cannot guarantee it will do so. The Fund may impose a fee upon the sale of your shares. An investment in the Fund is not a bank account and is not insured or guaranteed by the Federal Deposit Insurance Corporation or any other government agency. The Fund's sponsor is not required to reimburse the Fund for losses, and you should not expect that the sponsor will provide financial support to the Fund at any time, including during periods of market stress.

PERFORMANCE: BAR CHART AND TABLE

Risk/Return Bar Chart

The bar chart and performance table below reflect historical performance data for the Fund and are intended to help you analyze the Fund’s investment risks in light of its historical returns. The bar chart shows the variability of the Fund’s TR Shares total returns on a calendar year-by-year basis. The Average Annual Total Return Table shows returns *averaged* over the stated periods. *The Fund’s performance will fluctuate, and past performance (before and after taxes) is not necessarily an indication of future results.* Updated performance information for the Fund is available under the “Products” section at FederatedHermes.com/us or by calling 1-800-341-7400.



The Fund’s TR class total return for the six-month period from January 1, 2024 to June 30, 2024, was 2.46%.

Within the periods shown in the bar chart, the Fund’s TR class highest quarterly return was 1.25% (quarter ended December 31, 2023). Its lowest quarterly return was 0.00% (quarter ended March 31, 2022).

Average Annual Total Return Table

The following table represents the Fund’s TR class Average Annual Total Returns for the calendar period ended December 31, 2023.

Share Class	1 Year	5 Years	Since Inception
TR:	4.70%	1.58%	1.16%
Inception Date:	06/02/2015		

The Fund’s TR class 7-Day Net Yield as of December 31, 2023, was 4.97%. You may go to FederatedHermes.com/us or call the Fund at 1-800-341-7400 for the current 7-Day Net Yield.

FUND MANAGEMENT

The Fund's Investment Adviser is Federated Investment Management Company.

PURCHASE AND SALE OF FUND SHARES

The minimum initial investment amount for the Fund's TR class is generally \$500,000 and there is no minimum subsequent investment amount. There is no minimum initial or subsequent investment amount required for employer-sponsored retirement plans; however, such accounts remain subject to the Fund's policy on "Accounts with Low Balances" as discussed later in this Prospectus. Certain types of accounts are eligible for lower minimum investments. The minimum investment amount for Systematic Investment Programs is \$50.

Financial intermediaries may impose higher or lower minimum investment requirements on their customers than those imposed by the Fund. If an intermediary's aggregate account (omnibus account) meets the Fund's investment minimum requirements, there is no minimum requirement for the underlying sub-accounts. Keep in mind that financial intermediaries may charge you fees for their services in connection with your Share transactions.

You may purchase, redeem or exchange Shares of the Fund on any day the New York Stock Exchange (NYSE) is open. Shares may be purchased through a financial intermediary or directly from the Fund, by wire or by check. Please note that certain purchase restrictions may apply. Redeem or exchange Shares through a financial intermediary or directly from the Fund by telephone at 1-800-341-7400 or by mail.

The Fund operates as a retail money market fund. Accordingly, only accounts beneficially owned by natural persons ("Eligible Accounts") may be invested in the Fund. Accounts that are not Eligible Accounts are not permitted to invest in the Fund and will be redeemed in accordance with policies and procedures adopted by the Fund's Board.

Neither the Fund nor the Adviser will be responsible for any loss of income in an investor's account or tax liability resulting from an involuntary redemption.

TAX INFORMATION

The Fund's distributions are taxable as ordinary income or capital gains except when your investment is through a 401(k) plan, an Individual Retirement Account or other tax-advantaged investment plan.

PAYMENTS TO BROKER-DEALERS AND OTHER FINANCIAL INTERMEDIARIES

If you purchase the Fund through a broker-dealer or other financial intermediary (such as a bank), the Fund and/or its related companies may pay the intermediary for the sale of Fund Shares and related services. These payments may create a conflict of interest by influencing the broker-dealer or other intermediary and your salesperson to recommend the Fund over another investment. Ask your salesperson or visit your financial intermediary's website for more information.

What are the Fund's Investment Strategies?

The Fund's investment objective is to provide current income consistent with stability of principal and liquidity. While there is no assurance that the Fund will achieve its investment objective, it endeavors to do so by following the strategies and policies described in this Prospectus.

The Fund invests primarily in a portfolio of high-quality, dollar-denominated, fixed-income securities which: (1) are issued by banks and corporations in the U.S. and other countries and the U.S. government; and (2) mature in 397 days or less. The Fund's adviser, Federated Investment Management Company (the "Adviser") actively manages the Fund's portfolio, seeking to limit the credit risk taken by the Fund and to select investments with appropriate risk-adjusted returns.

The Fund seeks to invest in securities that present minimal credit risk, based on the Adviser's assessment of the issuer's credit quality, including the issuer's or guarantor's capacity to meet its financial obligations, among other factors.

The Adviser targets a dollar-weighted average portfolio maturity (WAM) range based upon its interest rate outlook. The Adviser formulates its interest rate outlook by analyzing a variety of factors, such as:

- current U.S. economic activity and the economic outlook;
- current short-term interest rates;
- the Federal Reserve Board's policies regarding short-term interest rates; and
- the potential effects of foreign economic activity on U.S. short-term interest rates.

The Adviser structures the portfolio by investing primarily in securities that pay interest at a rate that is periodically adjusted ("Adjustable Rate Securities") and commercial paper to achieve a limited barbell structure. In this structure, the maturities of the Fund's investments tend to be concentrated towards the shorter and longer ends of the maturity range of the Fund's investments, rather than evenly spread across the range. The Adviser generally adjusts the portfolio's WAM by increasing or decreasing the maturities of the investments at the longer end of the barbell. The Adviser generally shortens the portfolio's WAM when it expects interest rates to rise and extends the WAM when it expects interest rates to fall. This strategy seeks to enhance the returns from favorable interest rate changes and reduce the effect of unfavorable changes.

The Fund will: (1) maintain a WAM of 60 days or less; and (2) maintain a weighted average life (WAL) of 120 days or less. For purposes of calculating WAM, the maturity of an Adjustable Rate Security generally will be the period remaining until its next interest rate adjustment. For purposes of calculating WAL, the maturity of an Adjustable Rate Security will be its stated final maturity, without regard to interest rate adjustments; accordingly, the 120-day WAL limitation could serve to limit the Fund's ability to invest in Adjustable Rate Securities.

As an efficient and cost-effective means of managing cash, the Fund may also invest in affiliated money market funds. These investments will be made pursuant to Rule 12d1-1 of the Investment Company Act of 1940, as amended ("1940 Act").

Certain of the government securities in which the Fund invests are not backed by the full faith and credit of the U.S. government, such as those issued by the Federal Home Loan Mortgage Corporation ("Freddie Mac"), the Federal National Mortgage Association ("Fannie Mae") and the Federal Home Loan Bank System. These entities are, however, supported through federal subsidies, loans or other benefits. The Fund may also invest in government securities that are supported by the full faith and credit of the U.S. government, such as those issued by the Government National Mortgage Association ("Ginnie Mae"). Finally, the Fund may invest in certain government securities that are issued by entities whose activities are sponsored by the federal government, but that have no explicit financial support.

INDUSTRY CONCENTRATION

The Fund may not purchase the securities of any issuer (other than securities issued or guaranteed by the U.S. government or any of its agencies or instrumentalities) if, as a result, more than 25% of the Fund's total assets would be invested in the securities of companies whose principal business activities are in the same industry, except that the Fund will invest more than 25% of its total assets in the financial services industry.

TEMPORARY INVESTMENTS

The Fund may temporarily depart from its principal investment strategies, including its strategy of investing at least 25% of its assets in the financial services industry, by holding cash, shortening the portfolio's WAM or investing in any security that is an eligible security for purchase by money market funds. It may do this in response to unusual circumstances, such as: adverse market, economic or other conditions (for example, to help avoid potential losses, or during periods when there is a shortage of appropriate securities); to maintain liquidity to meet shareholder redemptions; or to accommodate cash inflows. It is possible that such investments could affect the Fund's investment returns and/or the Fund's ability to achieve its investment objective.

What are the Fund's Principal Investments?

The following provides general information on the Fund's principal investments. The Fund's Statement of Additional Information (SAI) provides information about the Fund's non-principal investments and may provide additional information about the Fund's principal investments.

FIXED-INCOME SECURITIES

Fixed-income securities pay interest, dividends or distributions at a specified rate. The rate may be a fixed percentage of the principal or may be adjusted periodically. In addition, the issuer of a fixed-income security must repay the principal amount of the security, normally within a specified time. Fixed-income securities provide more regular income than equity securities. However, the returns on fixed-income securities are limited and normally do not increase with the issuer's earnings. This limits the potential appreciation of fixed-income securities as compared to equity securities.

A security's yield measures the annual income earned on a security as a percentage of its price. A security's yield will increase or decrease depending upon whether it costs less (a "discount") or more (a "premium") than the principal amount. If the issuer may redeem the security before its scheduled maturity, the price and yield on a discount or premium security may change based upon the probability of an early redemption. Securities with higher risks generally have higher yields.

The following describes the types of fixed-income securities in which the Fund principally invests:

Corporate Debt Securities (A Type of Fixed-Income Security)

Corporate debt securities are fixed-income securities issued by businesses. Notes, bonds, debentures and commercial paper are the most prevalent types of corporate debt securities. The Fund may also purchase interests in bank loans to companies.

Commercial Paper (A Type of Corporate Debt Security)

Commercial paper is an issuer's obligation with a maturity of less than nine months. Companies typically issue commercial paper to pay for current expenditures. Most issuers constantly reissue their commercial paper and use the proceeds (or bank loans) to repay maturing paper. If the issuer cannot continue to obtain liquidity in this fashion, its commercial paper may default.

Demand Instruments (A Type of Corporate Debt Security)

Demand instruments are corporate debt securities that require the issuer or a third party, such as a dealer or bank (the "Demand Provider"), to repurchase the security for its face value upon demand. Some demand instruments are "conditional," so that the occurrence of certain conditions relieves the Demand Provider of its obligation to repurchase the security. Other demand instruments are "unconditional," so that there are no conditions under which the Demand Provider's obligation to repurchase the security can terminate. The Fund treats demand instruments as short-term securities, even though their stated maturity may extend beyond one year.

Bank Instruments (A Type of Fixed-Income Security)

Bank instruments are unsecured, interest-bearing deposits with banks. Bank instruments include, but are not limited to, bank accounts, time deposits, certificates of deposit and banker's acceptances. Yankee instruments are denominated in U.S. dollars and issued by U.S. branches of foreign banks. Eurodollar instruments are denominated in U.S. dollars and issued by non-U.S. branches of U.S. or foreign banks.

The Fund will not invest in instruments of domestic and foreign banks and savings and loans unless they have capital, surplus and undivided profits of over \$100,000,000, or if the principal amount of the instrument is insured by the Bank Insurance Fund or the Savings Association Insurance Fund which are administered by the Federal Deposit Insurance Corporation. These instruments may include Eurodollar Certificates of Deposit, Yankee Certificates of Deposit and Eurodollar Time Deposits.

For purposes of applying the Fund's concentration limitation, bank instruments also include fixed-income securities credit enhanced by a bank.

Asset-Backed Securities (A Type of Fixed-Income Security)

Asset-backed securities are payable from pools of obligations other than mortgages. Most asset-backed securities involve consumer or commercial debts with maturities of less than 10 years. However, almost any type of fixed-income assets (including other fixed-income securities) may be used to create an asset-backed security. Asset-backed securities may take the form of commercial paper, notes or pass-through certificates. Asset-backed securities have prepayment risks.

Government Securities (A Type of Fixed-Income Security)

Government securities are issued or guaranteed by a federal agency or instrumentality acting under federal authority. Some government securities, including those issued by Ginnie Mae, are supported by the full faith and credit of the United States and are guaranteed only as to the timely payment of interest and principal.

Other government securities receive support through federal subsidies, loans or other benefits, but are not backed by the full faith and credit of the United States. For example, the U.S. Treasury is authorized to purchase specified amounts of securities issued by (or otherwise make funds available to) the Federal Home Loan Bank System, Freddie Mac and Fannie Mae in support of such obligations.

Some government agency securities have no explicit financial support and are supported only by the credit of the applicable agency, instrumentality or corporation. The U.S. government has provided financial support to Freddie Mac and Fannie Mae, but there is no assurance that it will support these or other agencies in the future.

The Fund treats mortgage-backed securities guaranteed by a federal agency or instrumentality as government securities. Although such a guarantee helps protect against credit risk, it does not eliminate it entirely or reduce other risks.

Treasury Securities (A Type of Fixed-Income Security)

Treasury securities are direct obligations of the federal government of the United States.

Callable Securities (A Type of Fixed-Income Security)

Certain fixed-income securities in which the Fund invests are callable at the option of the issuer. Callable securities are subject to call risks.

Municipal Securities (A Type of Fixed-Income Security)

Municipal securities are issued by states, counties, cities and other political subdivisions and authorities. Although many municipal securities are exempt from federal income tax, the Fund may invest in taxable municipal securities.

Foreign Securities

Foreign securities are securities of issuers based outside the United States. The Fund considers an issuer to be based outside the United States if:

- it is organized under the laws of, or has its principal office located in, another country;
- the principal trading market for its securities is in another country; or
- it (directly or through its consolidated subsidiaries) derived in its most current fiscal year at least 50% of its total assets, capitalization, gross revenue or profit from goods produced, services performed or sales made in another country.

Along with the risks normally associated with domestic securities of the same type, foreign securities are subject to risks of foreign investing.

Credit Enhancement

The Fund may invest in securities that have credit enhancement. Credit enhancement consists of an arrangement in which an entity agrees to pay amounts due on a fixed-income security if the issuer defaults. In some cases, the entity providing credit enhancement makes all payments directly to the security holders and receives reimbursement from the issuer. Normally, the credit enhancement provider may have greater financial resources and liquidity than the issuer. For this reason, the Adviser may evaluate the credit risk of a fixed-income security based solely upon its credit enhancement.

Common types of credit enhancement include guarantees, letters of credit, bond insurance and surety bonds. Credit enhancement also includes arrangements where securities or other liquid assets secure payment of a fixed-income security. If a default occurs, these assets may be sold and the proceeds paid to the security's holders. Either form of credit enhancement reduces credit risks by providing another source of payment for a fixed-income security. The Adviser evaluates credit enhancements based on its own credit assessment standards and analysis.

Investing in Securities of Other Investment Companies

The Fund may invest its assets in shares of other investment companies as an efficient means of implementing its investment strategies, managing its uninvested cash and/or other investment reasons consistent with the Fund's investment objective and investment strategies. These investments may include: shares of an affiliated money market fund (including affiliated institutional prime money market funds with a "floating" net asset value); or preferred shares of a closed-end fund that are eligible for purchase by money market funds (generally, because such preferred shares are structured as unconditional demand instruments with a third-party Demand Provider). Other investment companies are managed independently of the Fund and incur additional fees and/or expenses which would, therefore, be borne indirectly by the Fund in connection with any such investment. These investments also can create conflicts of interest for the Adviser to the Fund and the investment adviser to the acquired fund. For example, a conflict of interest can arise due to the possibility that the Adviser to the Fund could make a decision to redeem the Fund's investment in the acquired fund. In the case of an

investment in an affiliated fund, a conflict of interest can arise if, because of the Fund's investment in the acquired fund, the acquired fund is able to garner more assets, thereby growing the acquired fund and increasing the management fees received by the investment adviser to the acquired fund, which would either be the Adviser or an affiliate of the Adviser. However, the Adviser believes that the benefits and efficiencies of making investments in other investment companies should outweigh the potential additional fees and/or expenses and resulting conflicts of interest. Any additional fees and/or expenses associated with the Fund's investment in affiliated money market funds, pursuant to Rule 12d1-1, will be waived such that the Fund's total expense ratio will not be negatively impacted.

OTHER INVESTMENTS, TRANSACTIONS, TECHNIQUES

Additional Information Regarding the Security Selection Process

As part of analysis in its security selection process, among other factors, the Adviser also evaluates whether environmental, social and governance factors could have a positive or negative impact on the risk profiles of many issuers or guarantors in the universe of securities in which the Fund may invest. The Adviser may also consider information derived from active engagements conducted by its in-house stewardship team with certain issuers or guarantors on environmental, social and governance topics. This qualitative analysis does not automatically result in including or excluding specific securities but may be used by Federated Hermes as an additional input in its primary analysis.

Repurchase Agreements

Repurchase agreements are transactions in which the Fund buys a security from a dealer or bank and agrees to sell the security back at a mutually agreed-upon time and price. The repurchase price exceeds the sale price, reflecting the Fund's return on the transaction. This return is unrelated to the interest rate on the underlying security. The Fund will enter into repurchase agreements only with banks and other recognized financial institutions, such as securities dealers, deemed creditworthy by the Adviser.

The Fund's custodian or subcustodian will take possession of the securities subject to repurchase agreements. The Adviser or subcustodian will monitor the value of the underlying security each day to ensure that the value of the security always equals or exceeds the repurchase price.

Repurchase agreements are subject to credit risks.

MINIMAL CREDIT RISK

Under Rule 2a-7, money market funds, such as the Fund, may generally invest in "Eligible Securities" which include securities issued by another money market fund, government securities or securities that have a remaining maturity of no more than 397 calendar days and are determined by the fund's board or its delegate to present minimal credit risk based on an assessment of the issuer's credit quality, including the capacity of the issuer or guarantor to meet its financial obligations. The Fund's Board has adopted procedures by which the Adviser will conduct this initial and ongoing assessment, as required.

What are the Specific Risks of Investing in the Fund?

The following provides general information on the risks associated with the Fund's principal investments. These are the primary factors that may negatively impact the Fund's ability to maintain a stable NAV, delay the payment of redemptions by the Fund or reduce the Fund's daily dividends. Any additional risks associated with the Fund's non-principal investments are described in the Fund's SAI. The Fund's SAI also may provide additional information about the risks associated with the Fund's principal investments.

ISSUER CREDIT RISK

It is possible that interest or principal on securities will not be paid when due. Money market funds try to minimize this risk by purchasing higher-quality securities.

Many fixed-income securities receive credit ratings from NRSROs such as Fitch Rating Service, Moody's Investor Services, Inc. and S&P Global Ratings that assign ratings to securities by assessing the likelihood of an issuer and/or guarantor default. Higher credit ratings correspond to lower perceived credit risk and lower credit ratings correspond to higher perceived credit risk. Credit ratings may be upgraded or downgraded from time to time as an NRSRO's assessment of the financial condition of a party obligated to make payments with respect to such securities and credit risk changes. The impact of any credit rating downgrade can be uncertain. Credit rating downgrades may lead to increased interest rates and volatility in financial markets, which in turn could negatively affect the value of the Fund's portfolio holdings, its NAV and its investment performance. Credit ratings are not a guarantee of quality. Credit ratings may lag behind the

current financial conditions of the issuer and/or guarantor and do not provide assurance against default or other loss of money. Credit ratings do not protect against a decline in the value of a security. If a security has not received a rating, the Fund must rely entirely upon the Adviser's credit assessment. Ratings are just one factor that the Adviser considers in its credit assessment and analysis.

Fixed-income securities generally compensate for greater credit risk by paying interest at a higher rate. The difference between the yield of a security and the yield of a Treasury security or other appropriate benchmark with a comparable maturity (the "spread") measures the additional interest paid for risk. Spreads may increase generally in response to adverse economic or market conditions. A security's spread may also increase if the security's rating is lowered, or the security is perceived to have an increased credit risk. An increase in the spread will cause the price of the security to decline if interest rates remain unchanged.

COUNTERPARTY CREDIT RISK

A party to a transaction involving the Fund may fail to meet its obligations. This could cause the Fund to lose money or to lose the benefit of the transaction or prevent the Fund from selling or buying other securities to implement its investment strategies.

LIQUIDITY FEES RISK

Pursuant to Rule 2a-7, the Fund may impose discretionary liquidity fees on redemptions, subject to a determination by the Fund's Board, or its delegate, that such a liquidity fee is in the Fund's best interests. Such determination will be based on current market conditions and the Fund's particular circumstances, and it is expected that such fee would be imposed, if at all, during periods of extraordinary market stress. If the Board, including a majority of the Independent Trustees, or its delegate, determines that imposing a liquidity fee is in the Fund's best interests, the Fund will impose a discretionary liquidity fee not to exceed 2% of the value of the shares redeemed. The liquidity fee would be applied to all redemptions and would remain in effect until the Fund's Board, or its delegate, determines that the fee is no longer in the Fund's best interests. If the Fund imposes a liquidity fee, depending on how the redemption order is communicated, the proceeds delivered may be for an amount that is less than the original redemption.

INTEREST RATE RISK

Prices of fixed-income securities rise and fall in response to changes in interest rates. Generally, when interest rates rise, prices of fixed-income securities fall. However, market factors, such as the demand for particular fixed-income securities, may cause the price of certain fixed-income securities to fall while the prices of other securities rise or remain unchanged.

Recent and potential future changes in monetary policy made by central banks and/or their governments are likely to affect the level of interest rates. Money market funds try to minimize this risk by purchasing short-term securities. Negative or very low interest rates magnify the risks associated with changes in interest rates. In general, changing interest rates, including rates that fall below zero, have unpredictable effects on markets and expose debt and related markets to heightened volatility and may detract from Fund performance to the extent a Fund is exposed to such interest rates and/or volatility. During periods when interest rates are low or there are negative interest rates, a Fund's yield (and total return) also is likely to be low or otherwise adversely affected or the Fund may be unable to maintain a positive return, or yield, or minimize the volatility of the Fund's NAV per share or maintain a stable NAV.

LIQUIDITY RISK

Liquidity risk is the risk that the Fund will experience significant net redemptions of Fund Shares at a time when it cannot find willing buyers for its portfolio securities or can only sell its portfolio securities at a material loss. An inability to sell portfolio securities may result from adverse market developments or investor perceptions regarding the portfolio securities. While the Fund endeavors to maintain a high level of liquidity in its portfolio so that it can satisfy redemption requests, the Fund's ability to sell portfolio securities can deteriorate rapidly due to credit events affecting particular issuers or credit enhancement providers, or due to general market conditions and a lack of willing buyers.

CONCENTRATION RISK

Because the Fund concentrates its investments in one industry by investing more than 25% of its total assets in the financial services industry, its performance depends in large part on the performance of that industry. This means that the Fund may be more volatile than other funds, and the value of its investments may go up and down more rapidly. In addition, the Fund may be more susceptible to market, economic, political, regulatory, and other conditions and risks affecting that industry than a fund that invests more broadly across industries and sectors. From time to time, a small number of companies may represent a large portion of a single industry or a group of related industries as a whole.

CALL RISK

Call risk is the possibility that an issuer may redeem a fixed-income security before maturity (a “call”) at a price below or above its current market price. An increase in the likelihood of a call may reduce the security’s price.

If a fixed-income security is called, the Fund may have to reinvest the proceeds in other fixed-income securities with lower interest rates, higher credit risks or other less favorable characteristics.

CREDIT ENHANCEMENT RISK

The securities in which the Fund invests may be subject to credit enhancement (for example, guarantees, letters of credit or bond insurance). Credit enhancement is designed to help assure timely payment of the security; it does not protect the Fund against losses caused by declines in a security’s value due to changes in market conditions. Securities subject to credit enhancement generally would be assigned a lower credit rating if the rating were based primarily on the credit quality of the issuer without regard to the credit enhancement. If the credit quality of the credit enhancement provider (for example, a bank or bond insurer) is downgraded, a security credit enhanced by such credit enhancement provider also may be downgraded.

A single enhancement provider may provide credit enhancement to more than one of the Fund’s investments. Having multiple securities credit enhanced by the same enhancement provider will increase the adverse effects on the Fund that are likely to result from a downgrading of, or a default by, such an enhancement provider. Adverse developments in the banking or bond insurance industries also may negatively affect the Fund, as the Fund may invest in securities credit enhanced by banks or by bond insurers without limit. Bond insurers that provide credit enhancement for large segments of the fixed-income markets may be more susceptible to being downgraded or defaulting during recessions or similar periods of economic stress.

RISK OF FOREIGN INVESTING

Foreign securities pose additional risks because foreign economic or political conditions may be less favorable than those of the United States. Securities in foreign markets may also be subject to taxation policies that reduce returns for U.S. investors.

Foreign companies may not provide information (including financial statements) as frequently or to as great an extent as companies in the United States. Foreign companies may also receive less coverage than U.S. companies by market analysts and the financial press. In addition, foreign countries may lack uniform accounting, auditing and financial reporting standards or regulatory requirements comparable to those applicable to U.S. companies. These factors may prevent the Fund and its Adviser from obtaining information concerning foreign companies that is as frequent, extensive and reliable as the information available concerning companies in the United States.

Foreign countries may have restrictions on foreign ownership of securities or may impose exchange controls, capital flow restrictions or repatriation restrictions which could adversely affect the liquidity of the Fund’s investments.

PREPAYMENT AND EXTENSION RISK

Unlike traditional fixed-income securities, which pay a fixed rate of interest until maturity (when the entire principal amount is due), payments on asset-backed and mortgage-backed securities include both interest and a partial payment of principal. Partial payment of principal may be comprised of scheduled principal payments as well as unscheduled payments, which create risks that can adversely affect a fund holding such securities.

For example, when interest rates decline, the values of asset-backed and mortgage-backed securities generally rise. However, when interest rates decline, unscheduled prepayments can be expected to accelerate, and the Fund would be required to reinvest the proceeds of the prepayments at the lower interest rates then available.

Conversely, when interest rates rise, the values of asset-backed and mortgage-backed securities generally fall. Since rising interest rates typically result in decreased prepayments, this could lengthen the average lives of such securities, and cause their value to decline more than traditional fixed-income securities.

Generally, asset-backed and mortgage-backed securities compensate for the increased risk associated with prepayments by paying a higher yield. The additional interest paid for risk is measured by the difference between the yield of an asset-backed or mortgage-backed security and the yield of a Treasury security or other appropriate benchmark with a comparable maturity (the “spread”). An increase in the spread will cause the price of the asset-backed or mortgage-backed security to decline. Spreads generally increase in response to adverse economic or market conditions. Spreads may also increase if the security is perceived to have an increased prepayment risk or is perceived to have less market demand.

RISK ASSOCIATED WITH INVESTING SHARE PURCHASE PROCEEDS

On days during which there are net purchases of Fund Shares, the Fund must invest the proceeds at prevailing market yields or hold cash. If the Fund holds cash, or if the yield of the securities purchased is less than that of the securities already in the portfolio, the Fund's yield will likely decrease. Conversely, net purchases on days on which short-term yields rise will likely cause the Fund's yield to increase. The larger the amount that must be invested or the greater the difference between the yield of the securities purchased and the yield of the existing investments, the greater the impact will be on the yield of the Fund. In the event of significant changes in short-term yields or significant net purchases, the Fund retains the discretion to close to new investments. However, the Fund is not required to close, and no assurance can be given that this will be done in any given circumstance.

RISK ASSOCIATED WITH USE OF AMORTIZED COST

In the unlikely event that the Fund's Board were to determine, pursuant to Rule 2a-7, that the extent of the deviation between the Fund's amortized cost per Share and its market-based NAV per Share may result in material dilution or other unfair results to shareholders, the Board will cause the Fund to take such action as it deems appropriate to eliminate or reduce, to the extent practicable, such dilution or unfair results, including, but not limited to, considering suspending redemption of Shares and liquidating the Fund under Rule 22e-3 under the Investment Company Act of 1940.

ADDITIONAL FACTORS AFFECTING YIELD

There is no guarantee that the Fund will provide a certain level of income or that any such income will exceed the rate of inflation. Further, the Fund's yield will vary. A low or negative interest rate environment may prevent the Fund from providing a positive return, or yield, or paying Fund expenses out of current income and could impair the Fund's ability to maintain a stable NAV. The Fund's yield could also be negatively affected (both in absolute terms, and as compared to other money market funds) by aspects of its investment program (for example, its investment policies, strategies or limitations) or its operational policies (for example, its cut-off time for purchases and redemptions of Shares).

RISK RELATED TO THE ECONOMY

The value of the Fund's portfolio may decline in tandem with a drop in the overall value of the markets in which the Fund invests and/or other markets based on negative developments in the U.S. and global economies. Economic, political and financial conditions, industry or economic trends and developments, or public health risks, such as epidemics or pandemics, may, from time to time, and for varying periods of time, cause volatility, illiquidity or other potentially adverse effects in the financial markets, including the fixed-income market. The commencement, continuation or ending of government policies and economic stimulus programs, changes in monetary policy, increases or decreases in interest rates, or other factors or events that affect the financial markets, including the fixed-income markets, may contribute to the development of or increase in volatility, illiquidity, shareholder redemptions and other adverse effects which could negatively impact the Fund's performance. For example, the value of certain portfolio securities may rise or fall in response to changes in interest rates, which could result from a change in government policies, and has the potential to cause investors to move out of certain portfolio securities, including fixed-income securities, on a large scale across the market. This may increase redemptions from funds that hold impacted securities. Such a market event could result in decreased liquidity and increased volatility in the financial markets. Market factors, such as the demand for particular portfolio securities, may cause the price of certain portfolio securities to fall while the prices of other securities rise or remain unchanged.

TECHNOLOGY RISK

The Adviser uses various technologies in managing the Fund, consistent with its investment objective(s) and strategy described in this Prospectus. For example, proprietary and third-party data and systems are utilized to support decision making for the Fund. Data imprecision, software or other technology malfunctions, programming inaccuracies and similar circumstances may impair the performance of these systems, which may negatively affect Fund performance.

What Do Shares Cost?

CALCULATION OF NET ASSET VALUE

The Fund attempts to stabilize the NAV of its Shares at \$1.00 by valuing its portfolio using the amortized cost method. The amortized cost method of valuation generally prescribes that an investment is valued at its acquisition cost as adjusted daily for the amortization of premium or accretion of discount to the specified redemption value on the nearest call, demand or maturity date, as appropriate. In addition, while most of the Fund's securities are individually valued using the amortized cost method, shares of any institutional money market fund in which the Fund invests will be valued at that fund's NAV, which may be calculated using market value, rather than the amortized cost method. As a result, the value of

the Fund's investments in any such underlying money market fund will fluctuate in accordance with the market value of that fund's portfolio. For regulatory purposes, the Fund calculates a market-based (or shadow) NAV per Share on a daily basis for purposes of confirming that its NAV continues to approximate fair value. For purposes of calculating the shadow NAV and monitoring its comparison to the amortized-cost-based NAV, pursuant to Rule 2a-5 under the Investment Company Act, the Board has designated the Adviser as the Fund's valuation designee to perform any fair value determinations for securities and other assets held by the Fund. The Adviser, acting through its "Valuation Committee" is responsible for determining the fair value of investments in the shadow NAV for which market quotations are not readily available. The Valuation Committee is comprised of officers of the Adviser and certain of the Adviser's affiliated companies and determines fair value and oversees the calculation of the NAV. The Valuation Committee is subject to Board oversight and certain reporting and other requirements intended to provide the Board the information it needs to oversee the Adviser's fair value determinations. The Fund cannot guarantee that its NAV will always remain at \$1.00 per Share. The Fund does not charge a front-end sales load.

You can purchase, redeem or exchange Shares any day the New York Stock Exchange (NYSE) is open (a "Regular Business Day"). You may also be able to purchase and redeem (but not exchange) Shares on certain days that the NYSE is closed on an unscheduled basis due to unforeseen or emergency circumstances, if the Fund's Board determines to allow Fund Share transactions on such days (a "Special Trading Day"). If the Fund declares a Special Trading Day, information regarding shareholder trading activities for the Special Trading Day (such as when NAV, and entitlement to that day's dividend, will be determined) will be available by calling the Fund at 1-800-341-7400 and will be posted on FederatedHermes.com/us. **The information set forth in this Prospectus regarding times relevant to NAV determination and dividend entitlement applies only to Regular Business Days.** Please note that the times that might be specified for NAV determination and dividend entitlement on a Special Trading Day would not necessarily be the same as set forth in this Prospectus with respect to Regular Business Days. Although Federated Hermes will attempt to make such information available in advance of a particular Special Trading Day, given the nature of Special Trading Days, it may not be able to do so until the morning of the Special Trading Day.

When the Fund receives your transaction request in proper form (as described in this Prospectus under the sections entitled "How to Purchase Shares" and "How to Redeem and Exchange Shares"), it is processed at the next determined NAV. NAV is generally determined at 5:00 p.m. Eastern time each day the NYSE is open; except that on the day after Thanksgiving and Christmas Eve (when Christmas Eve falls on a weekday) NAV will be determined at 3:00 p.m. Eastern time. The times as of when NAV is determined, and when orders must be placed, may be changed as permitted by the SEC.

Because the Fund operates as a money market fund and seeks to maintain a stable \$1.00 price per share, a low or negative interest rate environment could impact the Fund's ability to maintain a stable \$1.00 share price. If the Fund has a negative gross yield as a result of negative interest rates (a "negative interest rate event"), the Fund may reduce the number of shares outstanding on a pro rata basis through a reverse distribution mechanism (RDM) to seek to maintain a stable \$1.00 price per share, to the extent permissible by applicable law and the Fund's organizational documents and subject to a determination by the Board that implementing an RDM is in the best interests of the Fund and its shareholders. Alternatively, if the Fund has a negative interest rate event and/or the Board determines that it is no longer in the best interests of the Fund and its shareholders to maintain a stable price of \$1.00 per share, the Board has the right to discontinue the use of a stable NAV of \$1.00 per share and establish a fluctuating NAV per share rounded to four decimal places. If the Fund uses an RDM, the Fund will maintain a stable price per share, despite losing value, by reducing the number of its outstanding shares. Investors in the Fund would observe a stable share price but a declining number of shares for their investment. If the Fund converts to a fluctuating NAV under these circumstances, the Fund's losses will be reflected through a declining share price. The Fund will notify shareholders of any such change. Shareholders should discuss any tax implications of implementing an RDM or converting to a fluctuating NAV with their tax adviser.

How is the Fund Sold?

The Fund's Distributor, Federated Securities Corp., markets the Shares described in this Prospectus only to accounts beneficially owned by natural persons ("Eligible Accounts"). The Fund offers the following Share classes: Automated Shares, Class R Shares, Wealth Shares, Advisor Shares, Service Shares, Cash II Shares, Cash Series Shares, Capital Shares and Trust Shares, each representing interests in a single portfolio of securities. All Share classes have different expenses which affect their performance. Please note that certain purchase restrictions may apply.

The Advisor Shares offered through this Prospectus are available for purchase exclusively to shareholders investing through certain financial intermediaries that have entered into an agreement with the Fund's Distributor with respect to the Advisor Shares.

Under the Distributor's Contract with the Fund, the Distributor offers Shares on a continuous, best-efforts basis. The Distributor is a subsidiary of Federated Hermes, Inc. ("Federated Hermes", formerly Federated Investors, Inc.).

INTRA-FUND SHARE CONVERSION PROGRAM

A shareholder in the Fund's Shares may convert their Shares at net asset value to any other share class of the Fund if the shareholder meets the investment minimum and eligibility requirements for the share class into which the conversion is sought, as applicable. Conversion of classes should not result in a realization event for tax purposes. Contact your financial intermediary or call 1-800-341-7400 to convert your Shares.

Payments to Financial Intermediaries

The Fund and its affiliated service providers may pay fees as described below to financial intermediaries (such as broker-dealers, banks, investment advisers or third-party administrators) whose customers are shareholders of the Fund.

RULE 12b-1 FEES

Class R Shares, Cash II Shares, Cash Series Shares, Trust Shares

The Board has adopted a Rule 12b-1 Plan, which allows payment of marketing fees of up to 0.50% for Class R Shares, 0.35% for Cash II Shares, 0.60% for Cash Series Shares and 0.25% for Trust Shares of average net assets to the Distributor for the sale, distribution, administration and customer servicing of the Fund's Class R Shares, Cash II Shares, Cash Series Shares and Trust Shares. When the Distributor receives Rule 12b-1 Fees, it may pay some or all of them to financial intermediaries whose customers purchase Shares.

Because these Shares pay marketing fees on an ongoing basis, your investment cost may be higher over time than other shares with different sales charges and marketing fees.

SERVICE FEES

The Fund may pay Service Fees of up to 0.25% of average net assets to financial intermediaries or to Federated Shareholder Services Company (FSSC), a subsidiary of Federated Hermes, for providing services to shareholders and maintaining shareholder accounts. Intermediaries that receive Service Fees may include a company affiliated with management of Federated Hermes. If a financial intermediary receives Service Fees on an account, it is not eligible to also receive Account Administration Fees on that same account.

The Fund has no present intention of paying, accruing or incurring any such Service Fees on the WS class and AVR class until such time as approved by the Fund's Board of Trustees.

ACCOUNT ADMINISTRATION FEES

The Fund may pay Account Administration Fees of up to 0.25% of average net assets to banks that are not registered as broker-dealers or investment advisers for providing administrative services to the Fund and its shareholders. If a financial intermediary receives Account Administration Fees on an account, it is not eligible to also receive Service Fees or Recordkeeping Fees on that same account.

The Fund has no present intention of paying, accruing or incurring any such Account Administration Fees on the WS class and AVR class until such time as approved by the Fund's Board of Trustees.

RECORDKEEPING FEES

The Fund may pay Recordkeeping Fees on an average-net-assets basis or on a per-account-per-year basis to financial intermediaries for providing recordkeeping services to the Fund and its shareholders. If a financial intermediary receives Recordkeeping Fees on an account, it is not eligible to also receive Account Administration Fees or Networking Fees on that same account.

NETWORKING FEES

The Fund may reimburse Networking Fees on a per-account-per-year basis to financial intermediaries for providing administrative services to the Fund and its shareholders on certain non-omnibus accounts. If a financial intermediary receives Networking Fees on an account, it is not eligible to also receive Recordkeeping Fees on that same account.

ADDITIONAL PAYMENTS TO FINANCIAL INTERMEDIARIES

The Distributor may pay, out of its own resources, amounts to certain financial intermediaries, including broker-dealers, banks, registered investment advisers, independent financial planners and retirement plan administrators, that support the sale of Shares or provide services to Fund shareholders. The amounts of these payments could be significant, and may create an incentive for the financial intermediary or its employees or associated persons to recommend or sell Shares of the Fund to you. Not all financial intermediaries receive such payments and the amount of compensation may vary by intermediary. In some cases, such payments may be made by or funded from the resources of companies affiliated with the Distributor (including the Adviser). These payments are not reflected in the fees and expenses listed in the fee table section of the Fund's Prospectus and described above because they are not paid by the Fund.

These payments are negotiated and may be based on such factors as: the number or value of Shares that the financial intermediary sells or may sell; the value of client assets invested; the level and types of services or support furnished by the financial intermediary; or the Fund's and/or other Federated Hermes funds' relationship with the financial intermediary. These payments may be in addition to payments, as described above, made by the Fund to the financial intermediary. In connection with these payments, the financial intermediary may elevate the prominence or profile of the Fund and/or other Federated Hermes funds, within the financial intermediary's organization by, for example, placement on a list of preferred or recommended funds and/or granting the Distributor preferential or enhanced opportunities to promote the funds in various ways within the financial intermediary's organization. You can ask your financial intermediary for information about any payments it receives from the Distributor or the Fund and any services provided, as well as about fees and/or commissions it charges.

How to Purchase Shares

You may purchase all Shares, with the exception of Advisor Shares, through a financial intermediary, directly from the Fund or through an exchange from another Federated Hermes fund. The Fund reserves the right to reject any request to purchase or exchange Shares. New investors must submit a completed New Account Form.

The Advisor Shares offered through this Prospectus are available for purchase exclusively to shareholders investing through certain financial intermediaries that have entered into an agreement with the Fund's Distributor with respect to the Advisor Shares. See "Through A Financial Intermediary" for additional details.

For important account information, see the section "Security and Privacy Protection."

The minimum initial investment for Fund Shares is generally \$25,000 for Automated Shares and Cash II Shares; \$250,000 for Advisor Shares; \$500,000 for Wealth Shares, Service Shares, Capital Shares and Trust Shares. There is no minimum subsequent investment amount.

The minimum initial investment for the Cash Series Shares is \$10,000 with a minimum subsequent investment amount of \$250.

The minimum initial and subsequent investment amounts for Individual Retirement Account rollovers into the Fund's R class are generally \$250 and \$100, respectively.

The minimum initial and subsequent investment amounts for Individual Retirement Accounts in the AS class are generally \$250 and \$100, respectively.

There is no minimum initial or subsequent investment amount required for employer-sponsored retirement plans; however, such accounts remain subject to the Fund's policy on "Accounts with Low Balances" as discussed later in this Prospectus.

Financial intermediaries may impose higher or lower minimum investment requirements on their customers than those imposed by the Fund. If an intermediary's aggregate account (omnibus account) meets the Fund's investment minimum requirements, there is no minimum requirement for underlying sub-accounts. Keep in mind that financial intermediaries may charge you fees for their services in connection with your Share transactions.

The Fund operates as a retail money market fund. Accordingly, only accounts beneficially owned by natural persons ("Eligible Accounts") may be invested in the Fund. Examples of Eligible Accounts include accounts owned by individuals who have been issued a social security number, individuals holding accounts through omnibus accounts and natural persons investing through certain tax-advantaged accounts and trusts. These tax-advantaged accounts and trusts may include, among others: participant-directed defined contribution plans; individual retirement accounts; simplified employee pension arrangements; simple retirement accounts; custodial accounts; deferred compensation plans for government or tax-exempt organization employees; Archer medical savings accounts; college savings plans; health savings account plans; ordinary trusts and estate of natural persons; or certain other retirement and investment accounts, notwithstanding having an institutional decision maker (e.g., a plan sponsor in certain retirement arrangements or an investment adviser managing discretionary investment accounts). Accounts that are not Eligible Accounts are not permitted to invest in the Fund and will be redeemed in accordance with policies and procedures adopted by the Fund's Board. Pursuant to relief granted by the SEC, the Fund hereby notifies investors that it may redeem accounts that are not Eligible Accounts. Financial intermediaries will be required to take steps to remove any shareholders on behalf of whom they hold shares in the Fund that are not eligible to be invested in the Fund. Further, financial intermediaries may only submit purchase orders, if they have implemented policies and procedures reasonably designed to limit all investors on behalf of whom they submit orders to Eligible Accounts. Financial intermediaries may be required by the Fund or its shareholder servicing agent to provide a written statement or other representation that they have in place, and operate in compliance with, such policies and procedures prior to submitting purchase orders.

The Fund will not accept new accounts that are not Eligible Accounts. Neither the Fund nor the Adviser will be responsible for any loss of income in an investor's account or tax liability resulting from an involuntary redemption. The Fund has adopted policies and procedures such that the Fund will be able: (a) to limit the beneficial owners of shares to natural persons; and (b) to allow the Fund to impose liquidity fees.

THROUGH A FINANCIAL INTERMEDIARY

Submit your purchase order to your financial intermediary. Financial intermediaries are responsible for promptly submitting purchase orders and payment to the Fund by electronic means permitted by the Fund, or according to the instructions in the sections "By Telephone" or "By Mail" below.

If your financial intermediary submits your order electronically, your order will be processed and you will be entitled to dividends pursuant to operating procedures established by the Fund. If your financial intermediary submits your order by telephone or by mail, your order will be processed and you will be entitled to dividends as outlined in the section "By Telephone" or the section "By Mail" below.

If you deal with a financial intermediary, you will have to follow the financial intermediary's procedures for transacting with the Fund. For more information about how to purchase Shares through your financial intermediary, you should contact your financial intermediary directly.

DIRECTLY FROM THE FUND

Advisor Shares are only available for purchase through financial intermediaries that have entered into an agreement with the Fund's Distributor with respect to the Advisor Shares.

By Telephone

You may purchase Shares by calling the Fund at 1-800-341-7400.

Your purchase will be priced at the NAV next calculated after the Fund receives your order. Receipt of a purchase order by a financial intermediary will be deemed received by the Fund to the extent that such financial intermediary has been duly authorized by the Fund to accept such orders. If you call the Fund by 5:00 p.m. Eastern time (or 3:00 p.m. Eastern time on those days when the NAV is determined at 3:00 p.m. Eastern time) and send your payment by wire by the close of the Federal Reserve wire transfer system, you will be entitled to that day's dividend.

Send your wire to:

State Street Bank and Trust Company
Boston, MA
Dollar Amount of Wire
ABA Number 011000028
BNF: 23026552
Attention: Federated Hermes EDGEWIRE
Wire Order Number, Dealer Number or Group Number
Nominee/Institution Name
Fund Name and Number and Account Number

If the Fund does not receive your purchase wire by the close of the Federal Reserve wire transfer system on your designated settlement date, your purchase will be canceled and you could be liable for any losses or fees incurred by the Fund or SS&C GIDS, Inc., the Fund's transfer agent.

You cannot purchase Shares by wire on days when wire transfers are restricted, even if the NYSE is open on such days (for example, Columbus Day and Veterans Day). The Fund does not consider wire purchase requests received on such days to be in proper form, and will not process such requests.

By Mail

You may purchase Shares by sending your check payable to **The Federated Hermes Funds** at the following address:

The Federated Hermes Funds
P.O. Box 219318
Kansas City, MO 64121-9318

If you send your check by a **private courier or overnight delivery service** that requires a street address, send it to:

The Federated Hermes Funds
430 W 7th Street
Suite 219318
Kansas City, MO 64105-1407

Please note your account number on your check. Payment should be made in U.S. dollars and drawn on a U.S. bank. If your check does not clear, your purchase will be canceled and you could be liable for any losses or fees incurred by the Fund or SS&C GIDS, Inc., the Fund's transfer agent. The Fund reserves the right to reject **any** purchase request. For example, to protect against check fraud, the Fund may reject any purchase request involving a check that is not made payable to **The Federated Hermes Funds** (including, but not limited to, requests to purchase Shares using third-party checks) or involving temporary checks or credit card checks.

Your order will be priced at the NAV next calculated after the Fund receives your check and you will be entitled to dividends beginning on the day the check is converted into federal funds (normally the business day after the check is received).

By Direct Deposit

You may establish Payroll Deduction/Direct Deposit arrangements for investments into the Fund by either calling a Client Service Representative at 1-800-341-7400; or by completing the Payroll Deduction/Direct Deposit Form, which is available on FederatedHermes.com/us under "Resources" and then "Literature and Forms," then "Forms." You will receive a confirmation when this service is available.

THROUGH AN EXCHANGE

You may purchase Shares, except Class R Shares, through an exchange from any Federated Hermes Fund or share class that does not have a stated sales charge or contingent deferred sales charge, except Shares of Federated Hermes Institutional Prime Obligations Fund, Federated Hermes Institutional Tax-Free Cash Trust, no-load Class A Shares and Class R Shares of any Federated Hermes Fund provided that you meet any shareholder eligibility requirements for the Shares to be purchased (if applicable), both accounts have identical registrations, and you must receive a prospectus for the fund in which you wish to exchange.

You may purchase R Shares through an exchange from the Class R Shares of another Federated Hermes fund. You must meet any shareholder eligibility requirements for the Shares to be purchased (if applicable), both accounts have identical registrations, and you must receive a prospectus for the fund in which you wish to exchange.

Advisor Shares are available to shareholders investing through certain financial intermediaries. See "How to Purchase Shares" for additional details related to availability.

By Online Account Services

You may access your accounts online to purchase Shares through FederatedHermes.com/us's Shareholder Account Access system once you have registered for access. Online transactions may be subject to certain limitations including limitations as to the amount of the transaction. For more information about the services available through Shareholder Account Access, please visit FederatedHermes.com/us and select "Sign In" and "Access and Manage Investments," or call 1-800-341-7400, Option #4 to speak with a Client Service Representative.

BY SYSTEMATIC INVESTMENT PROGRAM (SIP)

Once you have opened an account, you may automatically purchase additional Shares on a regular basis by completing the SIP section of the New Account Form or by contacting the Fund or your financial intermediary. The minimum investment amount for SIPs is \$50.

BY AUTOMATED CLEARING HOUSE (ACH)

Once you have opened an account, you may purchase additional Shares through a depository institution that is an ACH member. This purchase option can be established by completing the appropriate sections of the New Account Form.

RETIREMENT INVESTMENTS

Class R Shares, Automated Shares, Cash Series Shares, Capital Shares, Trust Shares

You may purchase Shares as retirement investments (such as qualified plans and IRAs or transfer or rollover of assets). Call your financial intermediary or the Fund for information on retirement investments. We suggest that you discuss retirement investments with your tax adviser. You may be subject to an annual IRA account fee.

How to Redeem and Exchange Shares

You should redeem or exchange Shares:

- through a financial intermediary if you purchased Shares through a financial intermediary; or
- directly from the Fund if you purchased Shares directly from the Fund.

Redemption proceeds are wired or mailed within one business day for each method of payment after receiving a timely request in proper form. Depending upon the method of payment, when shareholders receive redemption proceeds can differ. Payment may be delayed under certain circumstances (see “Limitations on Redemption Proceeds”).

For important account information, see the section “Security and Privacy Protection.”

THROUGH A FINANCIAL INTERMEDIARY

Submit your redemption or exchange request to your financial intermediary. Financial intermediaries are responsible for promptly submitting redemption or exchange requests to the Fund by electronic means permitted by the Fund, or according to the instructions in the sections “By Telephone” or “By Mail” below.

If your financial intermediary submits your redemption or exchange request electronically, your request will be processed and your proceeds will be paid pursuant to operating procedures established by the Fund. If your financial intermediary submits your redemption or exchange request by telephone or by mail, your request will be processed and your proceeds will be paid as outlined in the section “By Telephone” or the section “By Mail” below.

If you deal with a financial intermediary, you will have to follow the financial intermediary’s procedures for transacting with the Fund. For more information about how to redeem or exchange Shares through your financial intermediary, you should contact your financial intermediary directly.

DIRECTLY FROM THE FUND

By Telephone

You may redeem or exchange Shares by calling the Fund at 1-800-341-7400. Your redemption or exchange request will be priced at the NAV next calculated after the request is received by the Fund. Receipt of a redemption or exchange order by a financial intermediary will be deemed received by the Fund to the extent that such financial intermediary has been duly authorized by the Fund to accept such orders.

If you call the Fund by 5:00 p.m. Eastern time (or 3:00 p.m. Eastern time on those days when the NAV is determined at 3:00 p.m. Eastern time), and your redemption proceeds are wired to you the same day, you will not be entitled to that day’s dividend.

If you call the Fund after 5:00 p.m. Eastern time (or 3:00 p.m. Eastern time on those days when the NAV is determined at 3:00 p.m. Eastern time), you will be entitled to that day’s dividend and your redemption proceeds will be sent to you the following business day.

By Mail

You may redeem or exchange Shares by mailing a written request to the Fund.

Your redemption or exchange request will be priced at the NAV next calculated after the Fund receives your written request in proper form. If your redemption proceeds are wired to you the same day your order is priced, you will not be entitled to that day’s dividend. If a check for your redemption proceeds is mailed to you on the next business day after your request is priced, you will be entitled to dividends through the day on which the Fund priced your request.

Send requests by mail to:

The Federated Hermes Funds
P.O. Box 219318
Kansas City, MO 64121-9318

Send requests by **private courier or overnight delivery service** to:

The Federated Hermes Funds
430 W 7th Street
Suite 219318
Kansas City, MO 64105-1407

All requests must include:

- Fund Name and Share Class, account number and account registration;
- amount to be redeemed or exchanged;
- signatures of all shareholders exactly as registered; and
- **if exchanging**, the Fund Name and Share Class, account number and account registration into which you are exchanging.

Call your financial intermediary or the Fund if you need special instructions.

Signature Guarantees

Signatures must be guaranteed by a financial institution which is a participant in a Medallion signature guarantee program if:

- your redemption will be sent to an address other than the address of record;
- your redemption will be sent to an address of record that was changed within the last 30 days;
- a redemption is payable to someone other than the shareholder(s) of record; or
- transferring into another fund with a different shareholder registration.

A Medallion signature guarantee is designed to protect your account from fraud. Obtain a Medallion signature guarantee from a bank or trust company, savings association, credit union or broker, dealer or securities exchange member. **A notary public cannot provide a signature guarantee.**

By Online Account Services

You may access your accounts online to redeem or exchange Shares through FederatedHermes.com/us's Shareholder Account Access system once you have registered for access. Online transactions may be subject to certain limitations including limitations as to the amount of the transaction. For more information about the services available through Shareholder Account Access, please visit FederatedHermes.com/us and select "Sign In" and "Access and Manage Investments," or call 1-800-341-7400, Option #4 to speak with a Client Service Representative.

PAYMENT METHODS FOR REDEMPTIONS

Your redemption proceeds will be mailed by check to your address of record. The following payment options are available if you complete the appropriate section of the New Account Form or an Account Service Options Form. These payment options require a signature guarantee if they were not established when the account was opened:

- An electronic transfer to your account at a financial institution that is an ACH member; or
- Wire payment to your account at a domestic commercial bank that is a Federal Reserve System member.

METHODS THE FUND MAY USE TO MEET REDEMPTION REQUESTS

The Fund intends to pay Share redemptions in cash. To ensure that the Fund has cash to meet Share redemptions on any day, the Fund typically expects to hold a cash or cash equivalent reserve or sell portfolio securities.

In unusual or stressed circumstances, the Fund may generate cash in the following ways:

- **Inter-fund Borrowing and Lending.** The SEC has granted an exemption that permits the Fund and all other funds advised by subsidiaries of Federated Hermes ("Federated Hermes funds") to lend and borrow money for certain temporary purposes directly to and from other Federated Hermes funds. Inter-fund borrowing and lending is permitted only: (a) to meet shareholder redemption requests; (b) to meet commitments arising from "failed" trades; and (c) for other temporary purposes. All inter-fund loans must be repaid in seven days or less.
- **Committed Line of Credit.** The Fund participates with certain other Federated Hermes funds, on a several basis, in an up to \$500,000,000 unsecured, 364-day, committed, revolving line of credit (LOC) agreement. The LOC was made available to temporarily finance the repurchase or redemption of shares of the funds, failed trades, payment of dividends, settlement of trades and for other short-term, temporary or emergency general business purposes. The Fund cannot borrow under the LOC if an inter-fund loan is outstanding.

LIMITATIONS ON REDEMPTION PROCEEDS

Redemption proceeds will be wired or mailed within one business day after receiving a request in proper form. The Fund may delay the payment of redemption proceeds in the following circumstances:

- to allow your purchase to clear (as discussed below); or
- during any period when the Federal Reserve wire or Federal Reserve banks are closed (in which case redemption proceeds will be wired within one business day after the reopening of the Federal Reserve wire or Federal Reserve banks).

In addition, the Fund may suspend redemptions, or delay the payment of redemption proceeds, in the following circumstances:

- during any period when the NYSE is closed or restricted (in which case redemption proceeds will be wired within one business day after the reopening of the NYSE);
- during any period in which there are emergency conditions, including, for example: (1) when disposal of the securities owned by the Fund is not reasonably practicable; (2) it is not reasonably practicable for the Fund to fairly determine the net asset value of its shares; or (3) liquidation of the Fund, as provided in Section 22(e), and the rules thereunder, of the Investment Company Act of 1940; or
- during any period that the SEC may by order permit for your protection.

If you request a redemption of Shares recently purchased by check (including a cashier's check or certified check), money order, bank draft or ACH, your redemption proceeds may not be made available for up to seven calendar days to allow the Fund to collect payment on the instrument used to purchase such Shares. If the purchase instrument does not clear, your purchase order will be canceled and you will be responsible for any losses incurred by the Fund as a result of your canceled order.

You will not accrue interest or dividends on uncashed redemption checks from the Fund when checks are undeliverable and returned to the Fund.

Any attempt to redeem Shares through checkwriting or debit card before the purchase instrument has cleared will be automatically rejected.

CERTAIN SPECIAL LIMITATIONS AFFECTING REDEMPTIONS

Pursuant to Rule 2a-7, the Fund may impose discretionary liquidity fees on redemptions, subject to a determination by the Fund's Board, or its delegate, that such a liquidity fee is in the Fund's best interests. Such determination will be based on current market conditions and the Fund's particular circumstances, and it is expected that such fee would be imposed, if at all, during periods of extraordinary market stress. If the Board, including a majority of the Independent Trustees, or its delegate, determines that imposing a liquidity fee is in the Fund's best interests, the Fund will impose a discretionary liquidity fee not to exceed 2% of the value of the shares redeemed. The liquidity fee would be applied to all redemptions and would remain in effect until the Fund's Board, or its delegate, determines that the fee is no longer in the Fund's best interests. In the event that a liquidity fee is imposed, the Board may take certain other actions based on the particular facts and circumstances, including but not limited to modifying the timing and frequency of its NAV determinations.

If liquidity fees are imposed, the Fund will notify shareholders on the Fund's website. In addition to identifying the Fund, such notifications will include the date of the liquidity fee and details regarding the amount of the liquidity fee. If the Board, including a majority of the independent Trustees, or its delegate, changes or removes a liquidity fee, the Fund will notify shareholders in the same manner as described above. The imposition of a liquidity fee will also be reported by the Fund to the SEC on Form N-MFP.

All liquidity fees payable by shareholders of the Fund would be payable to the Fund and can be used to offset any losses realized by the Fund when seeking to honor redemption requests during times of market stress. The Fund expects to treat such liquidity fees as not constituting income to the Fund.

A liquidity fee imposed by the Fund may reduce the amount you will receive upon the redemption of your shares and may decrease the amount of any capital gain or increase the amount of any capital loss you will recognize from such redemption. Although there is some degree of uncertainty with respect to the tax treatment of liquidity fees received by money market funds, it is anticipated at this time that a liquidity fee will have no tax effect for the Fund. As the tax treatment will likely be the subject of future guidance issued by the Internal Revenue Service (IRS), the Fund will re-visit the applicable tax treatment of liquidity fees when they are received.

In addition, the right of any investor to receive payment with respect to any redemption may be suspended or the payment of the redemption proceeds postponed during any period in which the NYSE is closed (other than weekends or holidays) or trading on the NYSE is restricted or, to the extent otherwise permitted by the 1940 Act, if an emergency exists as a result of which disposal by the Fund of securities owned by it is not reasonably practicable or it is not reasonably practicable for the Fund fairly to determine the value of its net assets. In addition, the SEC may by order permit suspension of redemptions for the protection of shareholders of the Fund.

Pursuant to rules under Section 22(e) of the 1940 Act, if the Fund's weekly liquid assets fall below 10% and the Board determines that it would not be in the best interests of the Fund to continue operating, the Board may suspend redemptions in the Fund and may approve the liquidation of the Fund. The Board may also suspend redemptions and liquidate the Fund if the Board determines that the deviation between its amortized cost price per share and its market-based NAV may result in material dilution or other unfair results to investors or existing shareholders. Prior to suspending redemptions, the Fund would be required to notify the SEC of its decision to liquidate and suspend redemptions. If the Fund ceases honoring redemptions and determines to liquidate, the Fund expects that it would notify shareholders on the Fund's website or by press release. Distributions to shareholders of liquidation proceeds may occur in one or more disbursements.

Under certain circumstances, the Fund may honor redemption or exchange orders (or pay redemptions without adding a discretionary liquidity fee to the redemption amount) if the Fund can verify that the redemption or exchange order was received in good order by the Fund or the Fund's agent prior to the effective time of the discretionary liquidity fee.

Involuntary Redemptions

The Fund operates as a retail money market fund. Accordingly, only Eligible Accounts may be invested in the Fund. Accounts that are not Eligible Accounts are not permitted to invest in the Fund and will be redeemed in accordance with policies and procedures adopted by the Fund's Board. Financial intermediaries will be required to take steps to remove any shareholders on behalf of whom they hold shares in the Fund that are not eligible to be invested in the Fund. Further,

financial intermediaries may only submit purchase orders if they have implemented policies and procedures reasonably designed to limit all investors on behalf of whom they submit orders to Eligible Accounts. Financial intermediaries may be required by the Fund or its shareholder servicing agent to provide a written statement or other representation that they have in place, and operate in compliance with, such policies and procedures prior to submitting purchase orders. Neither the Fund nor the Adviser will be responsible for any loss of income in an investor's account or tax liability resulting from an involuntary redemption.

REDEMPTIONS FROM RETIREMENT ACCOUNTS

In the absence of your specific instructions, 10% of the value of your redemption from a retirement account in the Fund may be withheld for taxes. This withholding only applies to certain types of retirement accounts.

EXCHANGE PRIVILEGE

You may exchange Shares, except Class R Shares, of the Fund for shares of any Federated Hermes fund or share class that does not have a stated sales charge or contingent deferred sales charge, except shares of Federated Hermes Institutional Prime Obligations Fund, Federated Hermes Institutional Tax-Free Cash Trust, no-load Class A Shares and Class R Shares of any Federated Hermes Fund.

You may exchange Class R Shares of the Fund into the Class R Shares of another Federated Hermes fund.

To exchange, you must:

- meet any applicable shareholder eligibility requirements;
- ensure that the account registrations are identical;
- meet any applicable minimum initial investment requirements; and
- receive a prospectus for the fund into which you wish to exchange.

An exchange is treated as a redemption and a subsequent purchase and is a taxable transaction. The Fund reserves the right to reject any request to purchase or exchange Shares.

The Fund may modify or terminate the exchange privilege at any time.

SYSTEMATIC WITHDRAWAL/EXCHANGE PROGRAM

You may automatically redeem or exchange Shares. The minimum amount for all new or revised systematic redemptions or exchanges of Shares is \$50 per transaction per fund. Complete the appropriate section of the New Account Form or an Account Service Options Form or contact your financial intermediary or the Fund. Your account value must meet the minimum initial investment amount at the time the program is established. This program may reduce, and eventually deplete, your account. Payments should not be considered yield or income.

CHECKWRITING

Automated Shares, Cash Series Shares, Cash II Shares, Trust Shares

You may request checks to redeem your Fund Shares. Your account will continue to receive the daily dividend declared on the Shares being redeemed until the check is presented for payment.

DEBIT CARD

Automated Shares, Cash Series Shares, Cash II Shares, Trust Shares

Effective September 30, 2016, the Fund began to reject new applications for a debit card. However, existing Fund shareholders who have a debit card will be permitted to continue to use it and, upon expiration of the debit card, will be permitted to renew the card. Debit card service is not transferable; it is applicable only to the account associated with the debit card service as of September 30, 2016. Shareholders with debit cards will continue to be subject to an annual service fee which the Fund will automatically deduct from their account.

Any attempt to redeem Shares through checkwriting or debit card before the purchase instrument has cleared will be automatically rejected.

ADDITIONAL CONDITIONS

Telephone Transactions

The Fund will record your telephone instructions. If the Fund does not follow reasonable procedures, it may be liable for losses due to unauthorized or fraudulent telephone instructions.

Share Certificates

The Fund no longer issues share certificates. If you are redeeming or exchanging Shares represented by certificates previously issued by the Fund, you must return the certificates with your written redemption or exchange request. For your protection, send your certificates by registered or certified mail, but do not endorse them.

Security and Privacy Protection

ONLINE ACCOUNT AND TELEPHONE ACCESS SECURITY

Federated Hermes will not be responsible for losses that result from unauthorized transactions, unless Federated Hermes does not follow procedures designed to verify your identity. When initiating a transaction by telephone or online, shareholders should be aware that any person with access to your account and other personal information including PINs (Personal Identification Numbers) may be able to submit instructions by telephone or online. Shareholders are responsible for protecting their identity by using strong usernames and complex passwords which utilize combinations of mixed case letters, numbers and symbols, and change passwords and PINs frequently.

Using FederatedHermes.com/us's Account Access website means you are consenting to sending and receiving personal financial information over the Internet, so you should be sure you are comfortable with the risks. You will be required to accept the terms of an online agreement and to establish and utilize a password in order to access online account services. The Transfer Agent has adopted security procedures to confirm that Internet instructions are genuine. The Transfer Agent will also send you written confirmation of share transactions. The Transfer Agent, the Fund and any of its affiliates will not be liable for losses or expenses that occur from fraudulent Internet instructions reasonably believed to be genuine.

The Transfer Agent or the Fund will employ reasonable procedures to confirm that telephone transaction requests are genuine, which may include recording calls, asking the caller to provide certain personal identification information, sending you written confirmation, or requiring other confirmation security procedures. The Transfer Agent, the Fund and any of its affiliates will not be liable for relying on instructions submitted by telephone that the Fund reasonably believes to be genuine.

ANTI-MONEY LAUNDERING COMPLIANCE

To help the government fight the funding of terrorism and money laundering activities, federal law requires financial institutions to obtain, verify and record information that identifies each new customer who opens a Fund account and to determine whether such person's name appears on governmental lists of known or suspected terrorists or terrorist organizations. Pursuant to the requirements under the USA PATRIOT Act, the information obtained will be used for compliance with the USA PATRIOT Act or other applicable laws, regulations and rules in connection with money laundering, terrorism or other illicit activities.

Information required includes your name, residential or business address, date of birth (for an individual), and other information that identifies you, including your social security number, tax identification number or other identifying number. The Fund cannot waive these requirements. The Fund is required by law to reject your Account Application if the required information is not provided. If, after reasonable effort, the Fund is unable to verify your identity or that of any other person(s) authorized to act on your behalf, or believes it has identified potentially suspicious, fraudulent or criminal activity, the Fund reserves the right to close your account and redeem your shares at the next calculated NAV without your permission. Any applicable contingent deferred sales charge (CDSC) will be assessed upon redemption of your shares.

The Fund has a strict policy designed to protect the privacy of your personal information. A copy of Federated Hermes' privacy policy notice was given to you at the time you opened your account. The Fund sends a copy of the privacy notice to you annually. You may also obtain the privacy notice by calling the Fund, or through FederatedHermes.com/us.

Account and Share Information

ACCOUNT ACTIVITY

You will receive periodic statements reporting all account activity, including systematic transactions and dividends paid by the Fund.

DIVIDENDS AND CAPITAL GAINS

The Fund declares any dividends daily and pays them monthly to shareholders.

Dividends are based on estimates of income, expenses and shareholder activity for the Fund. Actual income, expenses and shareholder activity may differ from estimates and differences, if any, will be included in the calculation of subsequent dividends. You may obtain an estimate of the Fund's daily dividend factor by calling the Fund at 1-800-341-7400 or at FederatedHermes.com/us.

From time to time, the Fund may realize capital gains or losses. If capital gains or losses were to occur, they could result in an increase or decrease in dividends. The Fund pays any capital gains at least annually, and may make such special distributions of dividends and capital gains as may be necessary to meet applicable regulatory requirements. Your dividends and capital gains distributions will be automatically reinvested in additional Shares without a sales charge, unless you elect cash payments. Dividends may also be reinvested without sales charges in shares of any class of any other Federated Hermes fund of which you are already a shareholder.

Important information regarding the Fund's distributions, including the percentage of the Fund's distributions that are attributable to capital gains during the calendar year (if any), is available via the link to the Fund and share class name at FederatedHermes.com/us/FundInformation.

SMALL DISTRIBUTIONS AND UNCASHED CHECKS

Generally, dividend and/or capital gain distributions payable by check in an amount of less than \$25 will be automatically reinvested in additional shares. This policy does not apply if you have elected to receive cash distributions that are directly deposited into your bank account via wire or ACH.

Additionally, if one or more dividend or capital gain distribution checks are returned as "undeliverable," or remain uncashed for 180 days, all subsequent dividend and capital gain distributions will be reinvested in additional shares. No interest will accrue on amounts represented by uncashed distribution checks. For questions on whether reinvestment applies to your distributions, please contact a Client Service Representative at 1-800-341-7400.

Certain states, including the State of Texas, have laws that allow shareholders to designate a representative to receive abandoned or unclaimed property ("escheatment") notifications by completing and submitting a designation form that generally can be found on the official state website. If a shareholder resides in an applicable state and elects to designate a representative to receive escheatment notifications, escheatment notices generally will be delivered as required by such state laws, including, as applicable, to both the shareholder and the designated representative. A completed designation form may be mailed to the Fund (if Shares are held directly with the Fund) or to the shareholder's financial intermediary (if Shares are not held directly with the Fund). Shareholders should refer to relevant state law for the shareholder's specific rights and responsibilities under his or her state's escheatment law(s), which can generally be found on a state's official website.

ACCOUNTS WITH LOW BALANCES

Federated Hermes reserves the right to close accounts if redemptions or exchanges cause the account balance to fall below:

- \$250 for the R class;
- \$10,000 for the CS class (or in the case of IRAs, \$250);
- \$25,000 for the AS and CII classes (or in the case of IRAs, \$250);
- \$250,000 for the AVR class; and
- \$500,000 for the WS, SS, CAP and TR classes.

Before an account is closed, you will be notified and allowed at least 30 days to purchase additional Shares to meet the minimum.

TAX INFORMATION

The Fund and/or your financial intermediary provides year-end tax information and an annual statement of your account activity to assist you in completing your federal, state and local tax returns. Fund distributions of dividends and capital gains are taxable to you whether paid in cash or reinvested in the Fund. Dividends are taxable at different rates depending on the source of dividend income. Distributions of net short-term capital gains are taxable to you as ordinary income. Distributions of net long-term capital gains are taxable to you as long-term capital gains regardless of how long you have owned your Shares.

Fund distributions are expected to be primarily dividends. Redemptions and exchanges are taxable sales. Please consult your tax adviser regarding your federal, state and local tax liability.

FREQUENT TRADING POLICIES

Given the short-term nature of the Fund's investments and its use of the amortized cost method for calculating the NAV of Fund Shares, the Fund does not anticipate that in the normal case frequent or short-term trading into and out of the Fund will have significant adverse consequences for the Fund and its shareholders. For this reason and because the Fund is intended to be used as a liquid short-term investment, the Fund's Board has not adopted policies or procedures to monitor or discourage frequent or short-term trading of the Fund's Shares. Regardless of their frequency or short-term nature, purchases and redemptions of Fund Shares can have adverse effects on the management of the Fund's portfolio and its performance.

Other funds in the Federated Hermes family of funds may impose monitoring policies. Under normal market conditions, such monitoring policies are designed to protect the funds being monitored and their shareholders, and the operation of such policies and shareholder investments under such monitoring are not expected to have a materially adverse impact on the Federated Hermes funds or their shareholders. If you plan to exchange your Fund Shares for shares of another Federated Hermes fund, please read the prospectus of that other Federated Hermes fund for more information.

PORTFOLIO HOLDINGS INFORMATION

Information concerning the Fund's portfolio holdings is available via the link to the Fund and share class name at FederatedHermes.com/us. Such information is posted on the website five business days after both mid-month and month-end then remains posted on the website for six months thereafter. Summary portfolio composition information as of the close of each month is posted on the website 15 days (or the next business day) after month-end and remains until replaced by the information for the succeeding month. The summary portfolio composition information may include identification of the Fund's top 10 holdings and percentage breakdowns of the portfolio by credit tier, type of security and effective maturity range. The Fund's WAM and WAL, Shadow NAV (market-based value of the Fund's portfolio), Daily and Weekly Liquid Assets and Daily Flows are posted every business day and remain posted on the website for six months thereafter.

You may also access portfolio information via the link to the Fund and share class name at FederatedHermes.com/us. The Fund's Form N-CSR contains complete listings of the Fund's portfolio holdings as of the end of the Fund's second and fourth fiscal quarters. These reports are also available on the SEC's website at sec.gov.

The Fund files with the SEC a complete schedule of its portfolio holdings as of the close of each month on "Form N-MFP." Form N-MFP is available on the SEC's website at sec.gov. You may access Form N-MFP via the link to the Fund and share class name at FederatedHermes.com/us.

In addition, from time to time (for example, during periods of unusual market conditions), additional information regarding the Fund's portfolio holdings and/or composition may be posted to FederatedHermes.com/us. If and when such information is posted, its availability will be noted on, and the information will be accessible from, the home page of the website.

Who Manages the Fund?

The Board governs the Fund. The Board selects and oversees the Adviser, Federated Investment Management Company. The Adviser manages the Fund's assets, including buying and selling portfolio securities. Federated Advisory Services Company (FASC), an affiliate of the Adviser, provides certain support services to the Adviser. The fee for these services is paid by the Adviser and not by the Fund.

The address of the Adviser and FASC is 1001 Liberty Avenue, Pittsburgh, PA 15222-3779.

The Adviser and other advisory subsidiaries of Federated Hermes combined, advise approximately 101 registered investment companies spanning equity, fixed-income and money market mutual funds and also manage a variety of other pooled investment vehicles, private investment companies and customized separately managed accounts (including non-U.S./offshore funds). Federated Hermes' assets under management totaled approximately \$757.6 billion as of December 31, 2023. Federated Hermes was established in 1955 as Federated Investors, Inc. and is one of the largest investment managers in the United States with more than 2,000 employees. Federated Hermes provides investment products to more than 10,000 investment professionals and institutions.

The Adviser advises approximately 73 registered investment companies and also manages sub-advised funds. The Adviser's assets under management totaled approximately \$468.4 billion as of December 31, 2023.

ADVISORY FEES

The Fund's investment advisory contract provides for payment to the Adviser of an annual investment advisory fee of 0.15% of the Fund's average daily net assets. The Adviser may voluntarily waive a portion of its fee or reimburse the Fund for certain operating expenses. The Adviser and its affiliates have also agreed to certain "Fee Limits" as described in the footnote to the "Risk/Return Summary: Fees and Expenses" table found in the "Fund Summary" section of the Prospectus.

To the extent the Fund invests its assets in an affiliated fund, the fees and expenses of the Fund will include the fees and expenses of the underlying affiliated fund. The underlying affiliated fund may, in turn, invest all or substantially all of its assets in another affiliated fund. In order to avoid charging duplicative fees, the Adviser will waive and/or reimburse the Fund's Management Fee with respect to the amount of its net assets invested in the affiliated fund. The Adviser will also waive and/or reimburse the Fund's Management Fee and other expenses such that the fee limit will not be exceeded.

A discussion of the Board's review of the Fund's investment advisory contract is available in the Fund's Form N-CSR for the periods ended July 31 and January 31, respectively.

Financial Information

FINANCIAL HIGHLIGHTS

The Financial Highlights will help you understand the Fund's financial performance for its past five fiscal years, or since inception if the life of the Fund's Share class is shorter. Some of the information is presented on a per Share basis. Total returns represent the rate an investor would have earned (or lost) on an investment in the Fund, assuming reinvestment of any dividends and capital gains.

This information has been audited by KPMG LLP an independent registered public accounting firm, whose report, along with the Fund's audited financial statements, is included in the Fund's filing on Form N-CSR.

Financial Highlights – Automated Shares

(For a Share Outstanding Throughout Each Period)

	Year Ended July 31,				
	2024	2023	2022	2021	2020
Net Asset Value, Beginning of Period	\$1.00	\$1.00	\$1.00	\$1.00	\$1.00
Income From Investment Operations:					
Net investment income ¹	0.051	0.038	0.002	0.000 ²	0.010
Net realized gain (loss)	0.000 ²	(0.000) ²	0.000 ²	0.000 ²	0.000 ²
TOTAL FROM INVESTMENT OPERATIONS	0.051	0.038	0.002	0.000²	0.010
Less Distributions:					
Distributions from net investment income	(0.051)	(0.038)	(0.002)	(0.000) ²	(0.010)
Distributions from net realized gain	—	(0.000) ²	(0.000) ²	(0.000) ²	(0.000) ²
TOTAL DISTRIBUTIONS	(0.051)	(0.038)	(0.002)	(0.000)²	(0.010)
Net Asset Value, End of Period	\$1.00	\$1.00	\$1.00	\$1.00	\$1.00
Total Return³	5.23%	3.89%	0.20%	0.01%	1.01%
Ratios to Average Net Assets:					
Net expenses ⁴	0.49%	0.51%	0.32%	0.23%	0.53%
Net investment income	5.10%	3.70%	0.18%	0.01%	1.01%
Expense waiver/reimbursement ⁵	0.04%	0.09%	0.33%	0.41%	0.11%
Supplemental Data:					
Net assets, end of period (000 omitted)	\$965,810	\$536,771	\$711,893	\$1,034,830	\$1,603,414

1 Per share numbers have been calculated using the average shares method.

2 Represents less than \$0.001.

3 Based on net asset value.

4 Amount does not reflect net expenses incurred by investment companies in which the Fund may invest.

5 This expense decrease is reflected in both the net expense and the net investment income ratios shown above. Amount does not reflect expense waiver/reimbursement recorded by investment companies in which the Fund may invest.

Further information about the Fund's performance is contained in the Fund's Annual Report, dated July 31, 2024, which can be obtained free of charge.

Financial Highlights – Class R Shares

(For a Share Outstanding Throughout Each Period)

	Year Ended July 31,				
	2024	2023	2022	2021	2020
Net Asset Value, Beginning of Period	\$1.00	\$1.00	\$1.00	\$1.00	\$1.00
Income From Investment Operations:					
Net investment income ¹	0.045	0.032	0.001	0.000 ²	0.006
Net realized gain (loss)	0.000 ²	(0.000) ²	0.000 ²	0.000 ²	0.000 ²
TOTAL FROM INVESTMENT OPERATIONS	0.045	0.032	0.001	0.000²	0.006
Less Distributions:					
Distributions from net investment income	(0.045)	(0.032)	(0.001)	(0.000) ²	(0.006)
Distributions from net realized gain	—	(0.000) ²	(0.000) ²	(0.000) ²	(0.000) ²
TOTAL DISTRIBUTIONS	(0.045)	(0.032)	(0.001)	(0.000)²	(0.006)
Net Asset Value, End of Period	\$1.00	\$1.00	\$1.00	\$1.00	\$1.00
Total Return³	4.56%	3.24%	0.08%	0.01%	0.56%
Ratios to Average Net Assets:					
Net expenses ⁴	1.13%	1.13%	0.45%	0.23%	0.97%
Net investment income	4.46%	3.23%	0.09%	0.01%	0.54%
Expense waiver/reimbursement ⁵	0.10%	0.14%	0.82%	1.09%	0.32%
Supplemental Data:					
Net assets, end of period (000 omitted)	\$51,757	\$48,737	\$41,244	\$38,762	\$48,615

1 Per share numbers have been calculated using the average shares method.

2 Represents less than \$0.001.

3 Based on net asset value.

4 Amount does not reflect net expenses incurred by investment companies in which the Fund may invest.

5 This expense decrease is reflected in both the net expense and the net investment income ratios shown above. Amount does not reflect expense waiver/reimbursement recorded by investment companies in which the Fund may invest.

Further information about the Fund's performance is contained in the Fund's Annual Report, dated July 31, 2024, which can be obtained free of charge.

Financial Highlights – Wealth Shares

(For a Share Outstanding Throughout Each Period)

	Year Ended July 31,				
	2024	2023	2022	2021	2020
Net Asset Value, Beginning of Period	\$1.00	\$1.00	\$1.00	\$1.00	\$1.00
Income From Investment Operations:					
Net investment income ¹	0.054	0.041	0.003	0.000 ²	0.013
Net realized gain (loss)	0.000 ²	(0.000) ²	0.000 ²	0.000 ²	0.000 ²
TOTAL FROM INVESTMENT OPERATIONS	0.054	0.041	0.003	0.000²	0.013
Less Distributions:					
Distributions from net investment income	(0.054)	(0.041)	(0.003)	(0.000) ²	(0.013)
Distributions from net realized gain	—	(0.000) ²	(0.000) ²	(0.000) ²	(0.000) ²
TOTAL DISTRIBUTIONS	(0.054)	(0.041)	(0.003)	(0.000)²	(0.013)
Net Asset Value, End of Period	\$1.00	\$1.00	\$1.00	\$1.00	\$1.00
Total Return³	5.52%	4.20%	0.33%	0.04%	1.33%
Ratios to Average Net Assets:					
Net expenses ⁴	0.20%	0.20%	0.19%	0.20%	0.20%
Net investment income	5.39%	4.42%	0.36%	0.04%	1.33%
Expense waiver/reimbursement ⁵	0.04%	0.09%	0.12%	0.10%	0.10%
Supplemental Data:					
Net assets, end of period (000 omitted)	\$69,770,608	\$44,262,167	\$13,928,308	\$11,788,470	\$18,814,127

1 Per share numbers have been calculated using the average shares method.

2 Represents less than \$0.001.

3 Based on net asset value.

4 Amount does not reflect net expenses incurred by investment companies in which the Fund may invest.

5 This expense decrease is reflected in both the net expense and the net investment income ratios shown above. Amount does not reflect expense waiver/reimbursement recorded by investment companies in which the Fund may invest.

Further information about the Fund's performance is contained in the Fund's Annual Report, dated July 31, 2024, which can be obtained free of charge.

Financial Highlights – Advisor Shares

(For a Share Outstanding Throughout Each Period)

	Year Ended July 31,				
	2024	2023	2022	2021	2020
Net Asset Value, Beginning of Period	\$1.00	\$1.00	\$1.00	\$1.00	\$1.00
Income From Investment Operations:					
Net investment income ¹	0.054	0.041	0.003	0.000 ²	0.013
Net realized gain (loss)	0.000 ²	(0.000) ²	0.000 ²	0.000 ²	0.000 ²
TOTAL FROM INVESTMENT OPERATIONS	0.054	0.041	0.003	0.000 ²	0.013
Less Distributions:					
Distributions from net investment income	(0.054)	(0.041)	(0.003)	(0.000) ²	(0.013)
Distributions from net realized gains	—	(0.000) ²	(0.000) ²	(0.000) ²	(0.000) ²
TOTAL DISTRIBUTIONS	(0.054)	(0.041)	(0.003)	(0.000) ²	(0.013)
Net Asset Value, End of Period	\$1.00	\$1.00	\$1.00	\$1.00	\$1.00
Total Return³	5.52%	4.20%	0.33%	0.04%	1.33%
Ratios to Average Net Assets:					
Net expenses ⁴	0.20%	0.20%	0.19%	0.20%	0.20%
Net investment income	5.39%	4.42%	0.75%	0.04%	1.32%
Expense waiver/reimbursement ⁵	0.04%	0.09%	0.10%	0.10%	0.10%
Supplemental Data:					
Net assets, end of period (000 omitted)	\$2,731,361	\$3,288,901	\$1,026,476	\$187,921	\$376,278

1 Per share numbers have been calculated using the average shares method.

2 Represents less than \$0.001.

3 Based on net asset value.

4 Amount does not reflect net expenses incurred by investment companies in which the Fund may invest.

5 This expense decrease is reflected in both the net expense and the net investment income ratios shown above. Amount does not reflect expense waiver/reimbursement recorded by investment companies in which the Fund may invest.

Further information about the Fund's performance is contained in the Fund's Annual Report, dated July 31, 2024, which can be obtained free of charge.

Financial Highlights – Service Shares

(For a Share Outstanding Throughout Each Period)

	Year Ended July 31,				
	2024	2023	2022	2021	2020
Net Asset Value, Beginning of Period	\$1.00	\$1.00	\$1.00	\$1.00	\$1.00
Income From Investment Operations:					
Net investment income ¹	0.051	0.039	0.002	0.000 ²	0.011
Net realized gain (loss)	0.000 ²	(0.000) ²	0.000 ²	0.000 ²	0.000 ²
TOTAL FROM INVESTMENT OPERATIONS	0.051	0.039	0.002	0.000²	0.011
Less Distributions:					
Distributions from net investment income	(0.051)	(0.039)	(0.002)	(0.000) ²	(0.011)
Distributions from net realized gain	—	(0.000) ²	(0.000) ²	(0.000) ²	(0.000) ²
TOTAL DISTRIBUTIONS	(0.051)	(0.039)	(0.002)	(0.000)²	(0.011)
Net Asset Value, End of Period	\$1.00	\$1.00	\$1.00	\$1.00	\$1.00
Total Return³	5.26%	3.94%	0.24%	0.01%	1.09%
Ratios to Average Net Assets:					
Net expenses ⁴	0.45%	0.45%	0.28%	0.23%	0.45%
Net investment income	5.14%	4.07%	0.23%	0.01%	1.06%
Expense waiver/reimbursement ⁵	0.04%	0.09%	0.28%	0.32%	0.10%
Supplemental Data:					
Net assets, end of period (000 omitted)	\$4,082,531	\$2,868,424	\$1,479,712	\$1,711,361	\$3,016,273

1 Per share numbers have been calculated using the average shares method.

2 Represents less than \$0.001.

3 Based on net asset value.

4 Amount does not reflect net expenses incurred by investment companies in which the Fund may invest.

5 This expense decrease is reflected in both the net expense and the net investment income ratios shown above. Amount does not reflect expense waiver/reimbursement recorded by investment companies in which the Fund may invest.

Further information about the Fund's performance is contained in the Fund's Annual Report, dated July 31, 2024, which can be obtained free of charge.

Financial Highlights – Cash II Shares

(For a Share Outstanding Throughout Each Period)

	Year Ended July 31,				
	2024	2023	2022	2021	2020
Net Asset Value, Beginning of Period	\$1.00	\$1.00	\$1.00	\$1.00	\$1.00
Income From Investment Operations:					
Net investment income ¹	0.047	0.034	0.001	0.000 ²	0.007
Net realized gain (loss)	0.000 ²	(0.000) ²	0.000 ²	0.000 ²	0.000 ²
TOTAL FROM INVESTMENT OPERATIONS	0.047	0.034	0.001	0.000²	0.007
Less Distributions:					
Distributions from net investment income	(0.047)	(0.034)	(0.001)	(0.000) ²	(0.007)
Distributions from net realized gain	—	(0.000) ²	(0.000) ²	(0.000) ²	(0.000) ²
TOTAL DISTRIBUTIONS	(0.047)	(0.034)	(0.001)	(0.000)²	(0.007)
Net Asset Value, End of Period	\$1.00	\$1.00	\$1.00	\$1.00	\$1.00
Total Return³	4.79%	3.48%	0.12%	0.01%	0.72%
Ratios to Average Net Assets:					
Net expenses ⁴	0.90%	0.90%	0.40%	0.22%	0.81%
Net investment income	4.69%	3.35%	0.12%	0.01%	0.71%
Expense waiver/reimbursement ⁵	0.04%	0.09%	0.60%	0.78%	0.19%
Supplemental Data:					
Net assets, end of period (000 omitted)	\$1,198,130	\$1,061,640	\$1,301,550	\$1,275,933	\$1,125,251

1 Per share numbers have been calculated using the average shares method.

2 Represents less than \$0.001.

3 Based on net asset value.

4 Amount does not reflect net expenses incurred by investment companies in which the Fund may invest.

5 This expense decrease is reflected in both the net expense and the net investment income ratios shown above. Amount does not reflect expense waiver/reimbursement recorded by investment companies in which the Fund may invest.

Further information about the Fund's performance is contained in the Fund's Annual Report, dated July 31, 2024, which can be obtained free of charge.

Financial Highlights – Cash Series Shares

(For a Share Outstanding Throughout Each Period)

	Year Ended July 31,				
	2024	2023	2022	2021	2020
Net Asset Value, Beginning of Period	\$1.00	\$1.00	\$1.00	\$1.00	\$1.00
Income From Investment Operations:					
Net investment income ¹	0.045	0.033	0.001	0.000 ²	0.006
Net realized gain (loss)	0.000 ²	(0.000) ²	0.000 ²	0.000 ²	0.000 ²
TOTAL FROM INVESTMENT OPERATIONS	0.045	0.033	0.001	0.000 ²	0.006
Less Distributions:					
Distributions from net investment income	(0.045)	(0.033)	(0.001)	(0.000) ²	(0.006)
Distributions from net realized gain	—	(0.000) ²	(0.000) ²	(0.000) ²	(0.000) ²
TOTAL DISTRIBUTIONS	(0.045)	(0.033)	(0.001)	(0.000) ²	(0.006)
Net Asset Value, End of Period	\$1.00	\$1.00	\$1.00	\$1.00	\$1.00
Total Return³	4.64%	3.34%	0.09%	0.01%	0.62%
Ratios to Average Net Assets:					
Net expenses ⁴	1.05%	1.04%	0.42%	0.22%	0.92%
Net investment income	4.54%	3.45%	0.10%	0.01%	0.63%
Expense waiver/reimbursement ⁵	0.15%	0.19%	0.84%	1.03%	0.34%
Supplemental Data:					
Net assets, end of period (000 omitted)	\$115,357	\$72,195	\$42,283	\$42,076	\$33,265

1 Per share numbers have been calculated using the average shares method.

2 Represents less than \$0.001.

3 Based on net asset value.

4 Amount does not reflect net expenses incurred by investment companies in which the Fund may invest.

5 This expense decrease is reflected in both the net expense and the net investment income ratios shown above. Amount does not reflect expense waiver/reimbursement recorded by investment companies in which the Fund may invest.

Further information about the Fund's performance is contained in the Fund's Annual Report, dated July 31, 2024, which can be obtained free of charge.

Financial Highlights – Capital Shares

(For a Share Outstanding Throughout Each Period)

	Year Ended July 31,				
	2024	2023	2022	2021	2020
Net Asset Value, Beginning of Period	\$1.00	\$1.00	\$1.00	\$1.00	\$1.00
Income From Investment Operations:					
Net investment income ¹	0.053	0.040	0.003	0.000 ²	0.012
Net realized gain (loss)	0.000 ²	(0.000) ²	0.000 ²	0.000 ²	0.000 ²
TOTAL FROM INVESTMENT OPERATIONS	0.053	0.040	0.003	0.000²	0.012
Less Distributions:					
Distributions from net investment income	(0.053)	(0.040)	(0.003)	(0.000) ²	(0.012)
Distributions from net realized gain	—	(0.000) ²	(0.000) ²	(0.000) ²	(0.000) ²
TOTAL DISTRIBUTIONS	(0.053)	(0.040)	(0.003)	(0.000)²	(0.012)
Net Asset Value, End of Period	\$1.00	\$1.00	\$1.00	\$1.00	\$1.00
Total Return³	5.42%	4.10%	0.29%	0.01%	1.23%
Ratios to Average Net Assets:					
Net expenses ⁴	0.30%	0.30%	0.23%	0.23%	0.30%
Net investment income	5.29%	4.20%	0.27%	0.01%	1.20%
Expense waiver/reimbursement ⁵	0.04%	0.09%	0.18%	0.18%	0.10%
Supplemental Data:					
Net assets, end of period (000 omitted)	\$787,691	\$600,915	\$310,975	\$329,279	\$548,708

1 Per share numbers have been calculated using the average shares method.

2 Represents less than \$0.001.

3 Based on net asset value.

4 Amount does not reflect net expenses incurred by investment companies in which the Fund may invest.

5 This expense decrease is reflected in both the net expense and the net investment income ratios shown above. Amount does not reflect expense waiver/reimbursement recorded by investment companies in which the Fund may invest.

Further information about the Fund's performance is contained in the Fund's Annual Report, dated July 31, 2024, which can be obtained free of charge.

Financial Highlights – Trust Shares

(For a Share Outstanding Throughout Each Period)

	Year Ended July 31,				
	2024	2023	2022	2021	2020
Net Asset Value, Beginning of Period	\$1.00	\$1.00	\$1.00	\$1.00	\$1.00
Income From Investment Operations:					
Net investment income ¹	0.049	0.036	0.002	0.000 ²	0.009
Net realized gain (loss)	0.000 ²	(0.000) ²	0.000 ²	0.000 ²	0.000 ²
TOTAL FROM INVESTMENT OPERATIONS	0.049	0.036	0.002	0.000²	0.009
Less Distributions:					
Distributions from net investment income	(0.049)	(0.036)	(0.002)	(0.000) ²	(0.009)
Distributions from net realized gain	—	(0.000) ²	(0.000) ²	(0.000) ²	(0.000) ²
TOTAL DISTRIBUTIONS	(0.049)	(0.036)	(0.002)	(0.000)²	(0.009)
Net Asset Value, End of Period	\$1.00	\$1.00	\$1.00	\$1.00	\$1.00
Total Return³	5.03%	3.69%	0.17%	0.01%	0.87%
Ratios to Average Net Assets:					
Net expenses ⁴	0.67%	0.69%	0.33%	0.23%	0.66%
Net investment income	4.91%	3.97%	0.12%	0.01%	0.86%
Expense waiver/reimbursement ⁵	0.04%	0.09%	0.47%	0.57%	0.14%
Supplemental Data:					
Net assets, end of period (000 omitted)	\$115,945	\$48,449	\$18,172	\$2,670,993	\$3,667,951

1 Per share numbers have been calculated using the average shares method.

2 Represents less than \$0.001.

3 Based on net asset value.

4 Amount does not reflect net expenses incurred by investment companies in which the Fund may invest.

5 This expense decrease is reflected in both the net expense and the net investment income ratios shown above. Amount does not reflect expense waiver/reimbursement recorded by investment companies in which the Fund may invest.

Further information about the Fund's performance is contained in the Fund's Annual Report, dated July 31, 2024, which can be obtained free of charge.

Appendix A: Hypothetical Investment and Expense Information

The following charts provide additional hypothetical information about the effect of the Fund's expenses, including investment advisory fees and other Fund costs, on the Fund's assumed returns over a 10-year period. The charts show the estimated expenses that would be incurred in respect of a hypothetical investment of \$10,000, assuming a 5% return each year, and no redemption of Shares. Each chart also assumes that the Fund's annual expense ratio stays the same throughout the 10-year period and that all dividends and distributions are reinvested. The annual expense ratio used in each chart is the same as stated in the "Fees and Expenses" table of this Prospectus (and thus does not reflect any fee waiver or expense reimbursement currently in effect). The maximum amount of any sales charge that might be imposed on the *purchase* of Shares (and deducted from the hypothetical initial investment of \$10,000; the "Front-End Sales Charge") is reflected in the "Hypothetical Expenses" column. The hypothetical investment information does not reflect the effect of charges (if any) normally applicable to *redemptions* of Shares (e.g., deferred sales charges, redemption fees). Mutual fund returns, as well as fees and expenses, may fluctuate over time, and your actual investment returns and total expenses may be higher or lower than those shown below.

FEDERATED HERMES PRIME CASH OBLIGATIONS FUND - AS CLASS

ANNUAL EXPENSE RATIO: 0.53%

MAXIMUM FRONT-END SALES CHARGE: NONE

Year	Hypothetical Beginning Investment	Hypothetical Performance Earnings	Investment After Returns	Hypothetical Expenses	Hypothetical Ending Investment
1	\$10,000.00	\$500.00	\$10,500.00	\$54.18	\$10,447.00
2	\$10,447.00	\$522.35	\$10,969.35	\$56.61	\$10,913.98
3	\$10,913.98	\$545.70	\$11,459.68	\$59.14	\$11,401.83
4	\$11,401.83	\$570.09	\$11,971.92	\$61.78	\$11,911.49
5	\$11,911.49	\$595.57	\$12,507.06	\$64.54	\$12,443.93
6	\$12,443.93	\$622.20	\$13,066.13	\$67.43	\$13,000.17
7	\$13,000.17	\$650.01	\$13,650.18	\$70.44	\$13,581.28
8	\$13,581.28	\$679.06	\$14,260.34	\$73.59	\$14,188.36
9	\$14,188.36	\$709.42	\$14,897.78	\$76.88	\$14,822.58
10	\$14,822.58	\$741.13	\$15,563.71	\$80.32	\$15,485.15
Cumulative		\$6,135.53		\$664.91	

FEDERATED HERMES PRIME CASH OBLIGATIONS FUND - R CLASS

ANNUAL EXPENSE RATIO: 1.22%

MAXIMUM FRONT-END SALES CHARGE: NONE

Year	Hypothetical Beginning Investment	Hypothetical Performance Earnings	Investment After Returns	Hypothetical Expenses	Hypothetical Ending Investment
1	\$10,000.00	\$500.00	\$10,500.00	\$124.31	\$10,378.00
2	\$10,378.00	\$518.90	\$10,896.90	\$129.00	\$10,770.29
3	\$10,770.29	\$538.51	\$11,308.80	\$133.88	\$11,177.41
4	\$11,177.41	\$558.87	\$11,736.28	\$138.94	\$11,599.92
5	\$11,599.92	\$580.00	\$12,179.92	\$144.19	\$12,038.40
6	\$12,038.40	\$601.92	\$12,640.32	\$149.64	\$12,493.45
7	\$12,493.45	\$624.67	\$13,118.12	\$155.30	\$12,965.70
8	\$12,965.70	\$648.29	\$13,613.99	\$161.17	\$13,455.80
9	\$13,455.80	\$672.79	\$14,128.59	\$167.26	\$13,964.43
10	\$13,964.43	\$698.22	\$14,662.65	\$173.59	\$14,492.29
Cumulative		\$5,942.17		\$1,477.28	

FEDERATED HERMES PRIME CASH OBLIGATIONS FUND - WS CLASS**ANNUAL EXPENSE RATIO: 0.24%****MAXIMUM FRONT-END SALES CHARGE: NONE**

Year	Hypothetical Beginning Investment	Hypothetical Performance Earnings	Investment After Returns	Hypothetical Expenses	Hypothetical Ending Investment
1	\$10,000.00	\$500.00	\$10,500.00	\$24.57	\$10,476.00
2	\$10,476.00	\$523.80	\$10,999.80	\$25.74	\$10,974.66
3	\$10,974.66	\$548.73	\$11,523.39	\$26.97	\$11,497.05
4	\$11,497.05	\$574.85	\$12,071.90	\$28.25	\$12,044.31
5	\$12,044.31	\$602.22	\$12,646.53	\$29.59	\$12,617.62
6	\$12,617.62	\$630.88	\$13,248.50	\$31.00	\$13,218.22
7	\$13,218.22	\$660.91	\$13,879.13	\$32.48	\$13,847.41
8	\$13,847.41	\$692.37	\$14,539.78	\$34.02	\$14,506.55
9	\$14,506.55	\$725.33	\$15,231.88	\$35.64	\$15,197.06
10	\$15,197.06	\$759.85	\$15,956.91	\$37.34	\$15,920.44
Cumulative		\$6,218.94		\$305.60	

FEDERATED HERMES PRIME CASH OBLIGATIONS FUND - AVR CLASS**ANNUAL EXPENSE RATIO: 0.24%****MAXIMUM FRONT-END SALES CHARGE: NONE**

Year	Hypothetical Beginning Investment	Hypothetical Performance Earnings	Investment After Returns	Hypothetical Expenses	Hypothetical Ending Investment
1	\$10,000.00	\$500.00	\$10,500.00	\$24.57	\$10,476.00
2	\$10,476.00	\$523.80	\$10,999.80	\$25.74	\$10,974.66
3	\$10,974.66	\$548.73	\$11,523.39	\$26.97	\$11,497.05
4	\$11,497.05	\$574.85	\$12,071.90	\$28.25	\$12,044.31
5	\$12,044.31	\$602.22	\$12,646.53	\$29.59	\$12,617.62
6	\$12,617.62	\$630.88	\$13,248.50	\$31.00	\$13,218.22
7	\$13,218.22	\$660.91	\$13,879.13	\$32.48	\$13,847.41
8	\$13,847.41	\$692.37	\$14,539.78	\$34.02	\$14,506.55
9	\$14,506.55	\$725.33	\$15,231.88	\$35.64	\$15,197.06
10	\$15,197.06	\$759.85	\$15,956.91	\$37.34	\$15,920.44
Cumulative		\$6,218.94		\$305.60	

FEDERATED HERMES PRIME CASH OBLIGATIONS FUND - SS CLASS**ANNUAL EXPENSE RATIO: 0.49%****MAXIMUM FRONT-END SALES CHARGE: NONE**

Year	Hypothetical Beginning Investment	Hypothetical Performance Earnings	Investment After Returns	Hypothetical Expenses	Hypothetical Ending Investment
1	\$10,000.00	\$500.00	\$10,500.00	\$50.10	\$10,451.00
2	\$10,451.00	\$522.55	\$10,973.55	\$52.36	\$10,922.34
3	\$10,922.34	\$546.12	\$11,468.46	\$54.73	\$11,414.94
4	\$11,414.94	\$570.75	\$11,985.69	\$57.19	\$11,929.75
5	\$11,929.75	\$596.49	\$12,526.24	\$59.77	\$12,467.78
6	\$12,467.78	\$623.39	\$13,091.17	\$62.47	\$13,030.08
7	\$13,030.08	\$651.50	\$13,681.58	\$65.29	\$13,617.74
8	\$13,617.74	\$680.89	\$14,298.63	\$68.23	\$14,231.90
9	\$14,231.90	\$711.60	\$14,943.50	\$71.31	\$14,873.76
10	\$14,873.76	\$743.69	\$15,617.45	\$74.52	\$15,544.57
Cumulative		\$6,146.98		\$615.97	

FEDERATED HERMES PRIME CASH OBLIGATIONS FUND - CII CLASS**ANNUAL EXPENSE RATIO: 0.94%****MAXIMUM FRONT-END SALES CHARGE: NONE**

Year	Hypothetical Beginning Investment	Hypothetical Performance Earnings	Investment After Returns	Hypothetical Expenses	Hypothetical Ending Investment
1	\$10,000.00	\$500.00	\$10,500.00	\$95.91	\$10,406.00
2	\$10,406.00	\$520.30	\$10,926.30	\$99.80	\$10,828.48
3	\$10,828.48	\$541.42	\$11,369.90	\$103.85	\$11,268.12
4	\$11,268.12	\$563.41	\$11,831.53	\$108.07	\$11,725.61
5	\$11,725.61	\$586.28	\$12,311.89	\$112.46	\$12,201.67
6	\$12,201.67	\$610.08	\$12,811.75	\$117.02	\$12,697.06
7	\$12,697.06	\$634.85	\$13,331.91	\$121.78	\$13,212.56
8	\$13,212.56	\$660.63	\$13,873.19	\$126.72	\$13,748.99
9	\$13,748.99	\$687.45	\$14,436.44	\$131.86	\$14,307.20
10	\$14,307.20	\$715.36	\$15,022.56	\$137.22	\$14,888.07
Cumulative		\$6,019.78		\$1,154.69	

FEDERATED HERMES PRIME CASH OBLIGATIONS FUND - CS CLASS**ANNUAL EXPENSE RATIO: 1.19%****MAXIMUM FRONT-END SALES CHARGE: NONE**

Year	Hypothetical Beginning Investment	Hypothetical Performance Earnings	Investment After Returns	Hypothetical Expenses	Hypothetical Ending Investment
1	\$10,000.00	\$500.00	\$10,500.00	\$121.27	\$10,381.00
2	\$10,381.00	\$519.05	\$10,900.05	\$125.89	\$10,776.52
3	\$10,776.52	\$538.83	\$11,315.35	\$130.68	\$11,187.11
4	\$11,187.11	\$559.36	\$11,746.47	\$135.66	\$11,613.34
5	\$11,613.34	\$580.67	\$12,194.01	\$140.83	\$12,055.81
6	\$12,055.81	\$602.79	\$12,658.60	\$146.20	\$12,515.14
7	\$12,515.14	\$625.76	\$13,140.90	\$151.77	\$12,991.97
8	\$12,991.97	\$649.60	\$13,641.57	\$157.55	\$13,486.96
9	\$13,486.96	\$674.35	\$14,161.31	\$163.55	\$14,000.81
10	\$14,000.81	\$700.04	\$14,700.85	\$169.78	\$14,534.24
Cumulative		\$5,950.45		\$1,443.18	

FEDERATED HERMES PRIME CASH OBLIGATIONS FUND - CAP CLASS**ANNUAL EXPENSE RATIO: 0.49%****MAXIMUM FRONT-END SALES CHARGE: NONE**

Year	Hypothetical Beginning Investment	Hypothetical Performance Earnings	Investment After Returns	Hypothetical Expenses	Hypothetical Ending Investment
1	\$10,000.00	\$500.00	\$10,500.00	\$50.10	\$10,451.00
2	\$10,451.00	\$522.55	\$10,973.55	\$52.36	\$10,922.34
3	\$10,922.34	\$546.12	\$11,468.46	\$54.73	\$11,414.94
4	\$11,414.94	\$570.75	\$11,985.69	\$57.19	\$11,929.75
5	\$11,929.75	\$596.49	\$12,526.24	\$59.77	\$12,467.78
6	\$12,467.78	\$623.39	\$13,091.17	\$62.47	\$13,030.08
7	\$13,030.08	\$651.50	\$13,681.58	\$65.29	\$13,617.74
8	\$13,617.74	\$680.89	\$14,298.63	\$68.23	\$14,231.90
9	\$14,231.90	\$711.60	\$14,943.50	\$71.31	\$14,873.76
10	\$14,873.76	\$743.69	\$15,617.45	\$74.52	\$15,544.57
Cumulative		\$6,146.98		\$615.97	

FEDERATED HERMES PRIME CASH OBLIGATIONS FUND - TR CLASS**ANNUAL EXPENSE RATIO: 0.74%****MAXIMUM FRONT-END SALES CHARGE: NONE**

Year	Hypothetical Beginning Investment	Hypothetical Performance Earnings	Investment After Returns	Hypothetical Expenses	Hypothetical Ending Investment
1	\$10,000.00	\$500.00	\$10,500.00	\$75.58	\$10,426.00
2	\$10,426.00	\$521.30	\$10,947.30	\$78.80	\$10,870.15
3	\$10,870.15	\$543.51	\$11,413.66	\$82.15	\$11,333.22
4	\$11,333.22	\$566.66	\$11,899.88	\$85.65	\$11,816.02
5	\$11,816.02	\$590.80	\$12,406.82	\$89.30	\$12,319.38
6	\$12,319.38	\$615.97	\$12,935.35	\$93.11	\$12,844.19
7	\$12,844.19	\$642.21	\$13,486.40	\$97.07	\$13,391.35
8	\$13,391.35	\$669.57	\$14,060.92	\$101.21	\$13,961.82
9	\$13,961.82	\$698.09	\$14,659.91	\$105.52	\$14,556.59
10	\$14,556.59	\$727.83	\$15,284.42	\$110.01	\$15,176.70
Cumulative		\$6,075.94		\$918.40	

An SAI dated September 30, 2024, is incorporated by reference into this Prospectus. Additional information about the Fund and its investments is contained in the Fund's SAI, Annual and Semi-Annual Reports to shareholders and in Form N-CSR as they become available. In Form N-CSR, you will find, among other information, the Fund's annual and semi-annual financial statements. The SAI contains a description of the Fund's policies and procedures with respect to the disclosure of its portfolio securities. To obtain the SAI, Annual Report, Semi-Annual Report and other information, such as financial statements, without charge, to make inquiries or request e-delivery, call your financial intermediary or the Fund at 1-800-341-7400. You may also access the Fund's Prospectus, SAI, Annual Report, Semi-Annual Report, financial statements and other information on the Fund's website at FederatedHermes.com/us/FundInformation.

These documents, as well as additional information about the Fund (including portfolio holdings, performance and distributions), are also available on FederatedHermes.com/us.

You can obtain information about the Fund (including the SAI) by accessing Fund information from the EDGAR Database on the SEC's website at sec.gov. You can purchase copies of this information by contacting the SEC by email at publicinfo@sec.gov.



Federated Hermes Prime Cash Obligations Fund
Federated Hermes Funds
4000 Ericsson Drive
Warrendale, PA 15086-7561

Contact us at FederatedHermes.com/us
or call 1-800-341-7400.

Federated Securities Corp., Distributor

Investment Company Act File No. 811-5950

CUSIP 608919627
CUSIP 608919577
CUSIP 60934N625
CUSIP 608919429
CUSIP 60934N617
CUSIP 608919593
CUSIP 608919585
CUSIP 60934N591
CUSIP 608919619

Q452531 (9/24)

© 2024 Federated Hermes, Inc.